

# National Tracking Poll


## Governance and Performance- Part One

**29<sup>th</sup> December 2025**



**Presented by:**

**Mussa K. Dankwah, MSc. FCCA MCISI, DipIFR, AIRM**  
**Executive Director, Pollster and Strategist**



# Summary of Findings

- ❑ The latest Global InfoAnalytics poll shows majority of Ghanaian voters continue to believe the country is headed in the right direction. The poll shows 66% of voters believe the country is headed in the right direction compared to 24% who believe it is headed in the wrong direction, while 10% did not have an opinion. The poll also shows that voters in every region believe the country is headed in the right direction.
- ❑ However, only 27% of NPP voters believe the country is headed in the right direction but 61% believe the country is headed in the wrong direction. For NDC voters, 91% say the country is headed in the right direction and 6% say it is headed in the wrong direction. For floating voters, 68% say the country is headed in the right direction while 19% say it is headed in the wrong direction.
- ❑ On the job approval of the president, the poll shows he remained unchanged at 67% approval from the last quarter while 24% disapprove, representing 2% increase. Again, majority of voters in all the regions approve of the job performance of the president including the stronghold of the opposition, New Patriotic Party.
- ❑ However, the poll also shows that only 28% of NPP voters approve of the job performance of the president compared to 93% of NDC and 69% of floating voters. Every other party affiliation, including voters who don't disclose their party affiliation approve of the work John Mahama is doing as president

# Summary of Findings

- ❑ On the 2026 budget presented by the Finance Minister, Hon. Dr Cassiel Ato Baah Forson, the poll shows that nearly 66% were satisfied with it, while 18% were dissatisfied and 16% were neutral.
- ❑ 56% of voters say their standard of living has improved compared to a year ago, while 27% say it is unchanged but 12% say it has worsened while 5% did not have an opinion. The poll also revealed voters are optimistic about the future as 70% believe their standard of living will improve next year, only 18% were pessimistic.
- ❑ On the fight against corruption, 56% believe it has improved, 20% say it is the same, 17% believe it has gotten worse while 8% did not have an opinion. On whether the government was doing enough in the fight against corruption, 60% now say the government is doing enough in fighting corruption, up from 58% last quarter, while those who don't believe that the government is doing enough stands at 28%, down from 29%.
- ❑ On the controversial issue of “glamasey” fight, the poll shows majority of voters don't believe the menace has gotten worse under the Mahama administration, as only 37% believe it has gotten worse while 47% say no, it has not gotten worse. Even across the mining region, the poll shows that only 37% say it has gotten worse, 43% say it has not gotten worse.

# Summary of Findings

- ❑ The poll also shows voters are pleased with the steps the government has taken so far in the fight against “galamsey” as 56% believe the government is doing enough in fighting the menace while 31% say no, it is not doing enough.
- ❑ On the Constitutional Review Commission report, a separate poll conducted after the release of report shows voters approving some of the major recommendations. On the proposal to increase the presidential term to 5 years, 57% of voter approve of it while 36% disapprove and 7% did not have an opinion.
- ❑ On the proposal to bar member of parliament from holding ministerial position, the poll shows 58% approval and 32% disapproval with 10% saying they have no opinion. When it comes to the proposal to lower the minimum age required to run for president, 55% approve, 35% disapprove and 10% did not have an opinion
- ❑ On the election of MMDCEs, 63% approve of the proposal while 28% disapprove and 9% did not have an opinion. On restricting political campaigning to 120 days before the general election, the poll shows that 56% approve of it, 30% disapprove and 14% did not have an opinion.

# Summary of Findings

- ❑ On the question of abolishing the death penalty, 58% approve of it, 26% disapprove and 16% did not have an opinion. 56% of voters also approve the proposal to restrict campaigning to 120 days before general election while 30% disapprove and 14% did not have an opinion.
- ❑ The poll continue to show shift in party affiliations with NPP continue to slide three consecutive times since Global InfoAnalytics' polling started in 2019.
- ❑ The poll shows NPP party affiliation declines from 27% in the last period to 26%. NDC also declines from 42% to 41% while floating voters inched up from 17% to 19%.
- ❑ The poll also shows NPP continue to lose grounds among tertiary educated voters as it trails the NDC by 22 points in Sept/October poll. Among those with Junior High education, the party trails NDC by 15%, among Senior High, it trails by 12 points. The party's best performance come from voters without any formal qualification where the gap narrows to a single point.

# Summary of Findings

- ❑ In what could be a significant development in future elections, the poll shows that Gen Z and Millennial voters (voters under 44 years of age) account for nearly 78% of voters. The poll also shows that 64% of voters prefer Ghana to elect young leaders compared to 12% who oppose electing young leaders, while 24% were neutral.
- ❑ The poll was conducted between 1<sup>st</sup> December and 21<sup>st</sup> December 2025 with a sample of 13,495 of voters using mix mode (web, telephone and face-to-face), The poll has 99% and margin of error of  $\pm 1.10\%$ .

# Methodology and Approach

<b>Sample Size</b>	<ul style="list-style-type: none"><li>• 13,495 of which 11,172 completed the entire questionnaire</li></ul>
<b>Sample Deployment</b>	<ul style="list-style-type: none"><li>• 16 Regions + 83 Constituencies</li></ul>
<b>Sample Method</b>	<ul style="list-style-type: none"><li>• Probability random sampling</li></ul>
<b>Confidence Level</b>	<ul style="list-style-type: none"><li>• 99%</li></ul>
<b>Margin of Error</b>	<ul style="list-style-type: none"><li>• <math>\pm 1.1\%</math></li></ul>
<b>Survey type</b>	Web, Telephone and Face-To-Face
<b>Period of Interviews</b>	1 <sup>st</sup> December -21 <sup>st</sup> December 2025

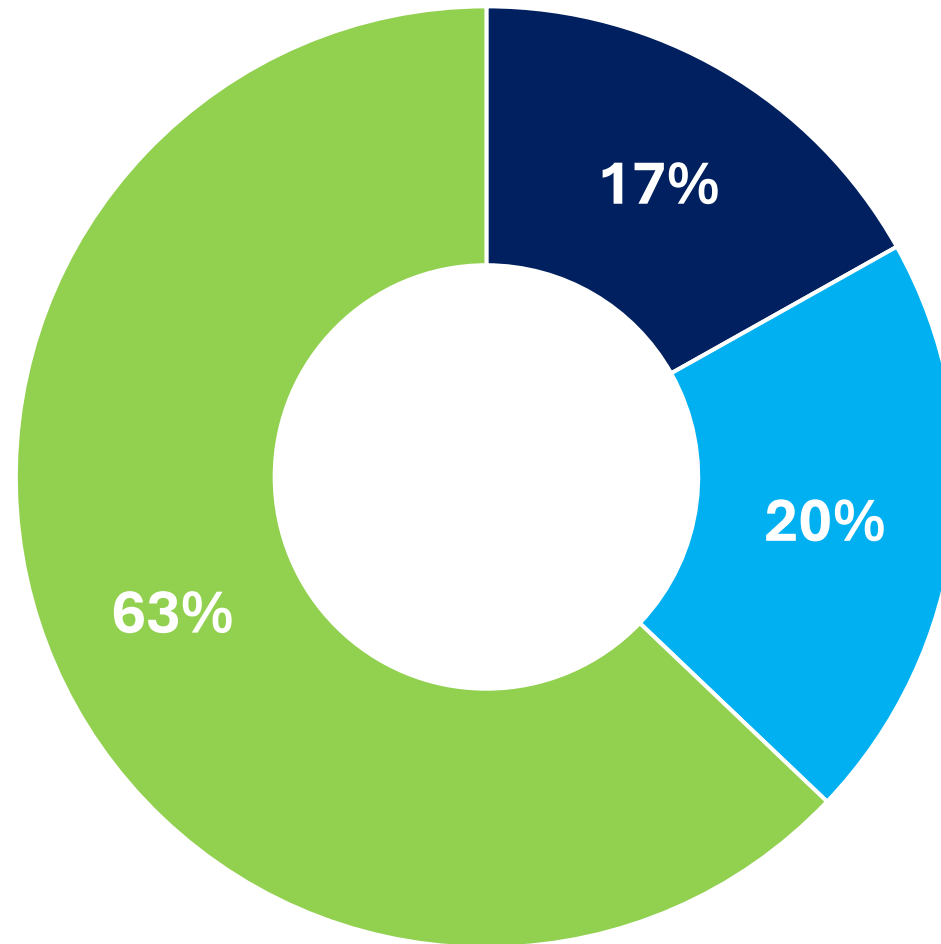
**Note that due to rounding up of the data, some total when manually computed may be less or greater than 100% (99% or 101%)**

# Methodology and Approach for Constitutional Review Commission Survey

<b>Sample Size</b>	<ul style="list-style-type: none"><li>• 7500</li></ul>
<b>Sample Deployment</b>	<ul style="list-style-type: none"><li>• 16 Regions + 83 Constituencies</li></ul>
<b>Sample Method</b>	<ul style="list-style-type: none"><li>• Probability random sampling</li></ul>
<b>Confidence Level</b>	<ul style="list-style-type: none"><li>• 99%</li></ul>
<b>Margin of Error</b>	<ul style="list-style-type: none"><li>• +/-1.5%</li></ul>
<b>Survey type</b>	<ul style="list-style-type: none"><li>• Face-To-Face</li></ul>
<b>Period of Interviews</b>	24 <sup>th</sup> December -27 <sup>th</sup> December 2025



# Mode Sample Allocations

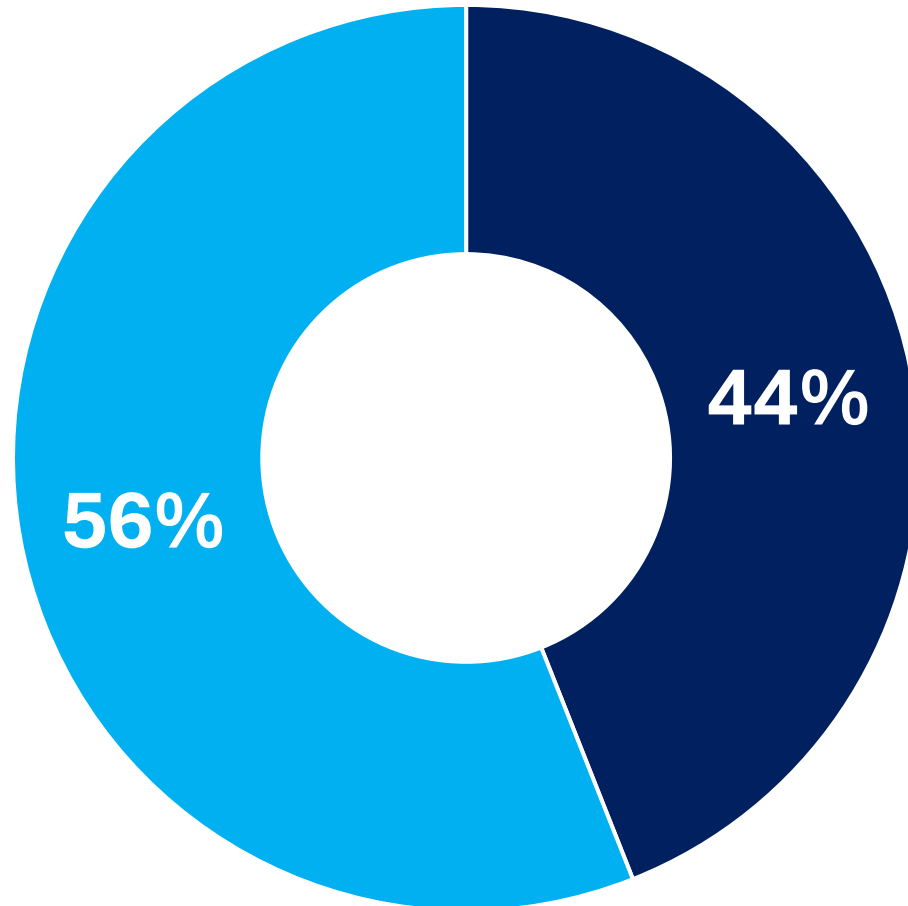


■ Telephone    ■ Online    ■ Field - Face-to-Face

# Demographics

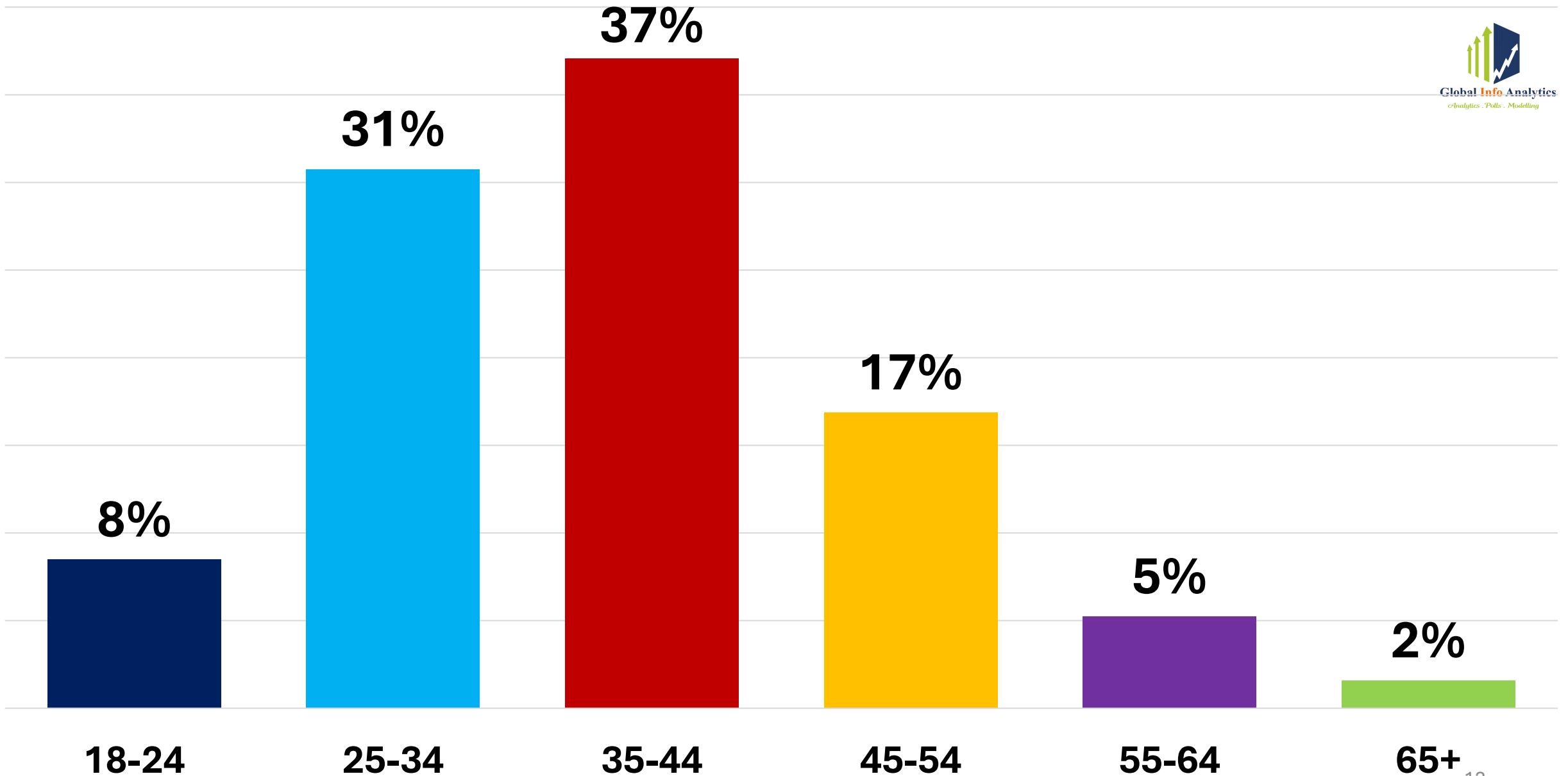


# Gender

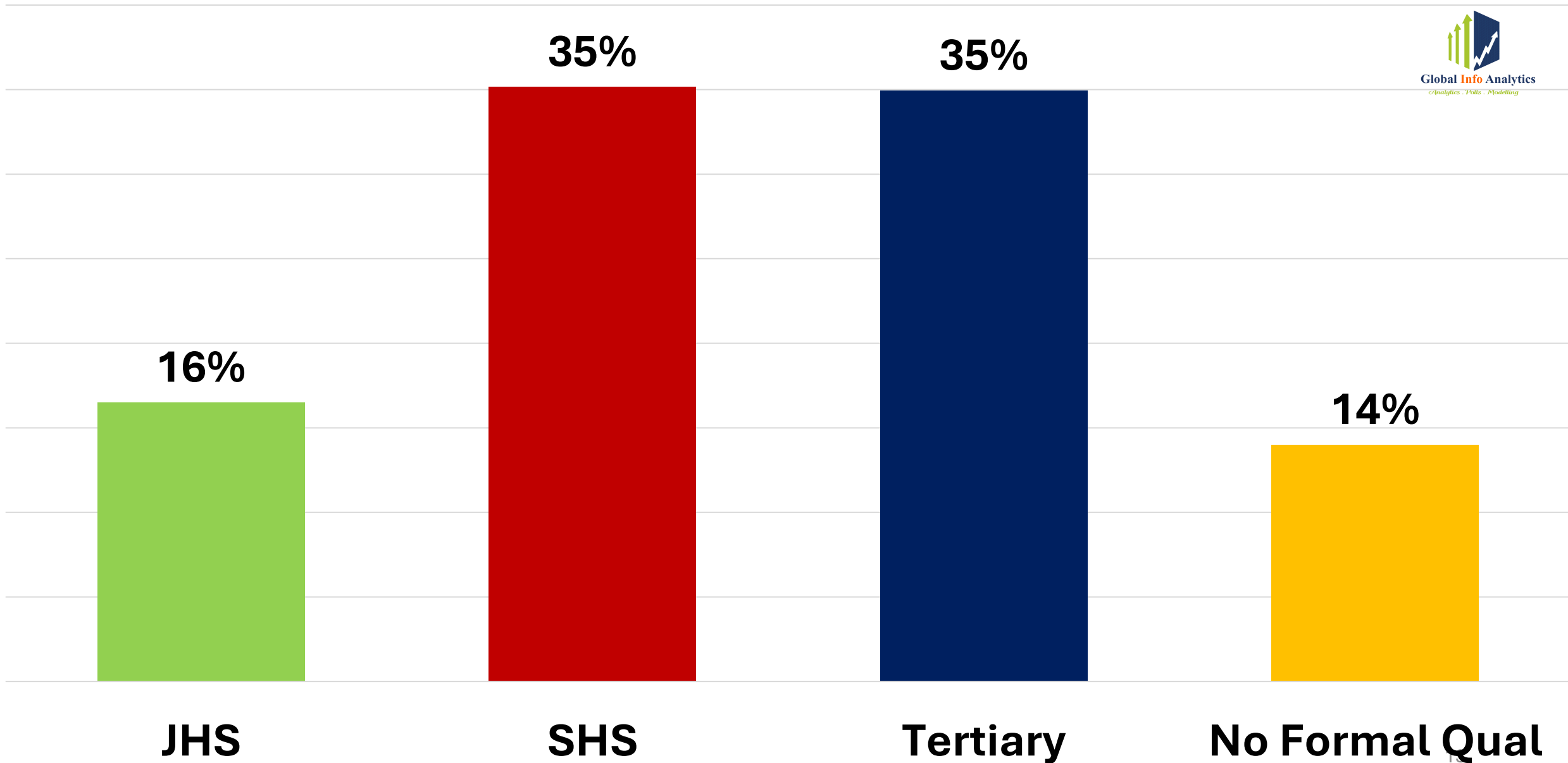


■ Female ■ Male

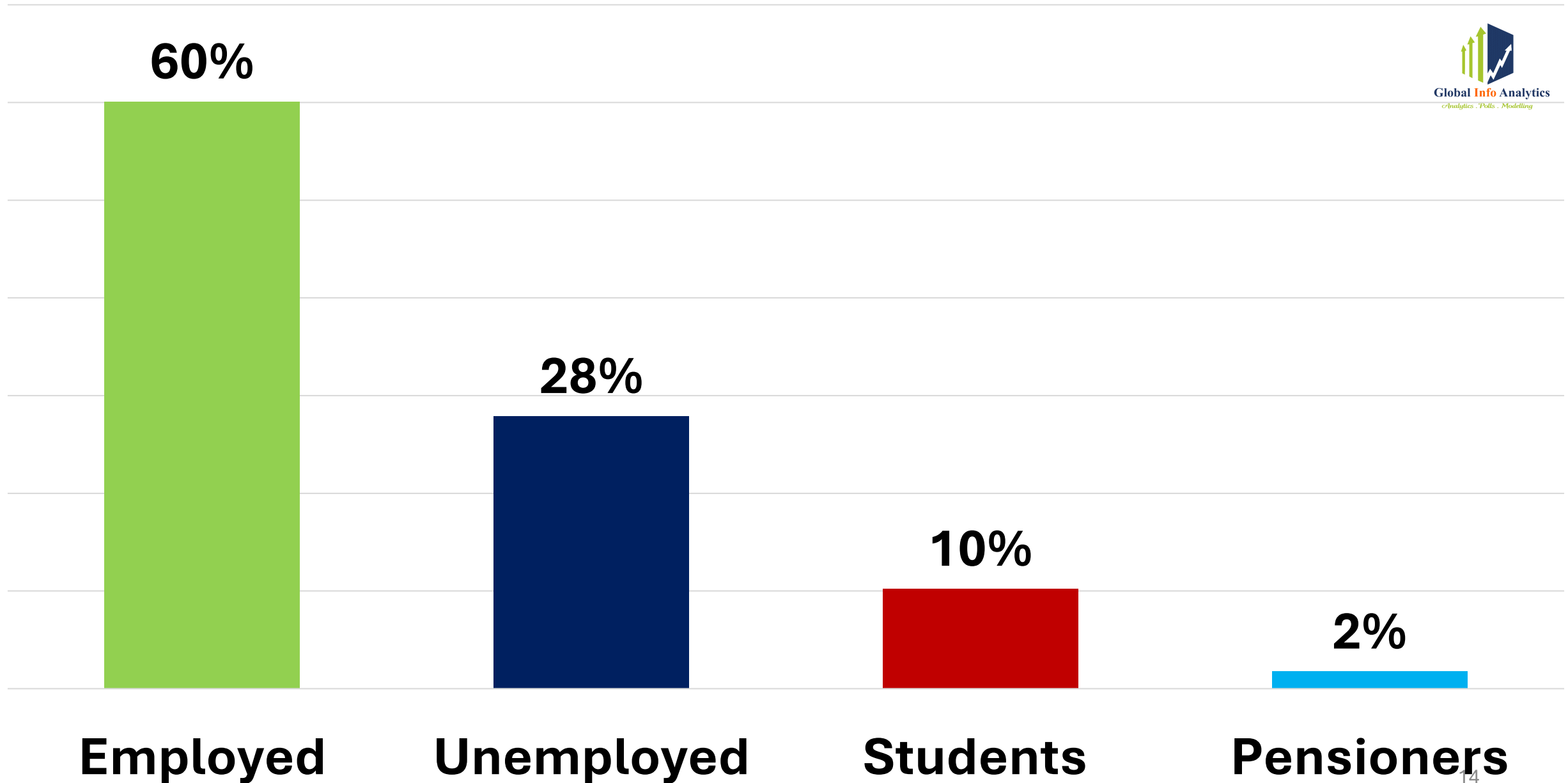
# Age Groups



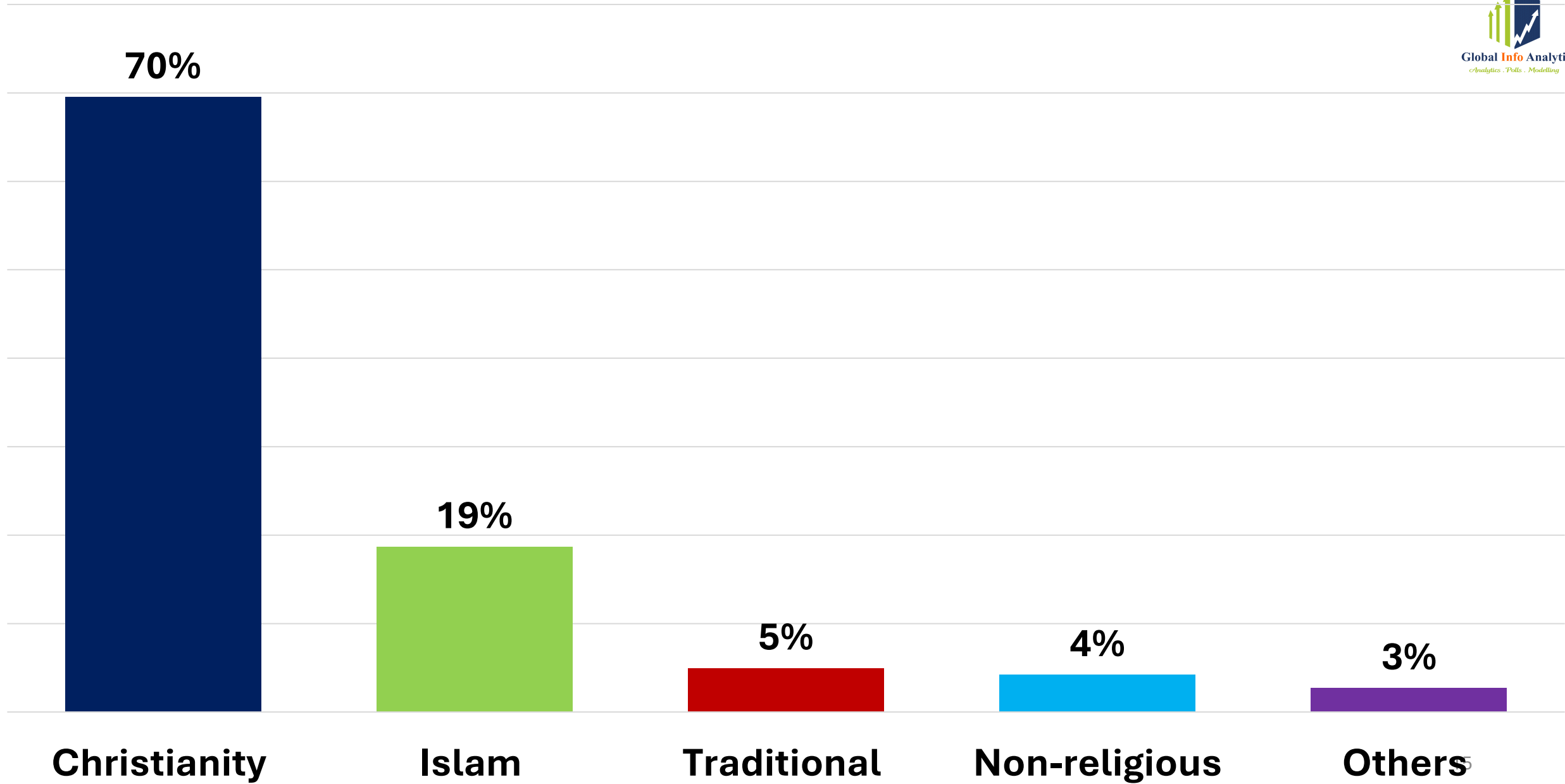
# Education



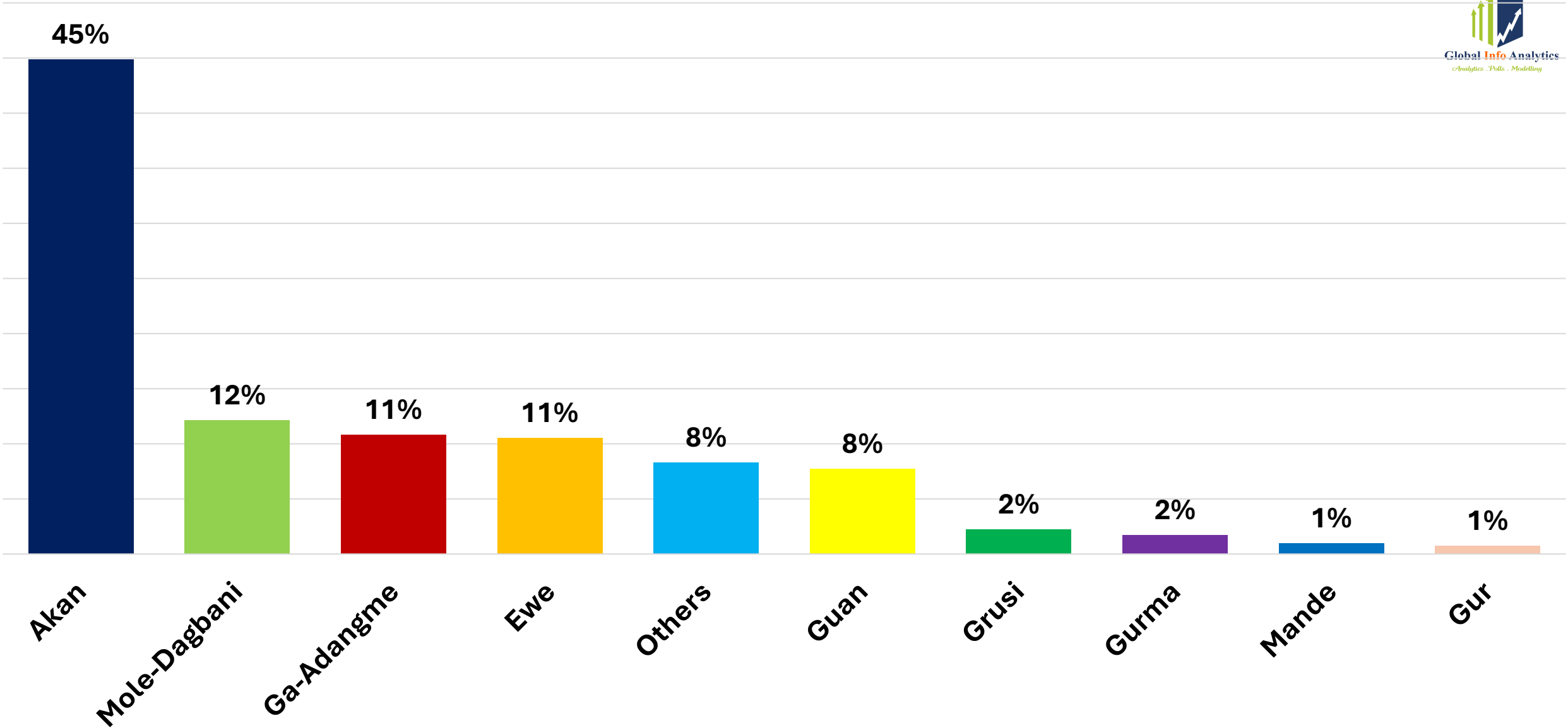
# Employment



# Religion

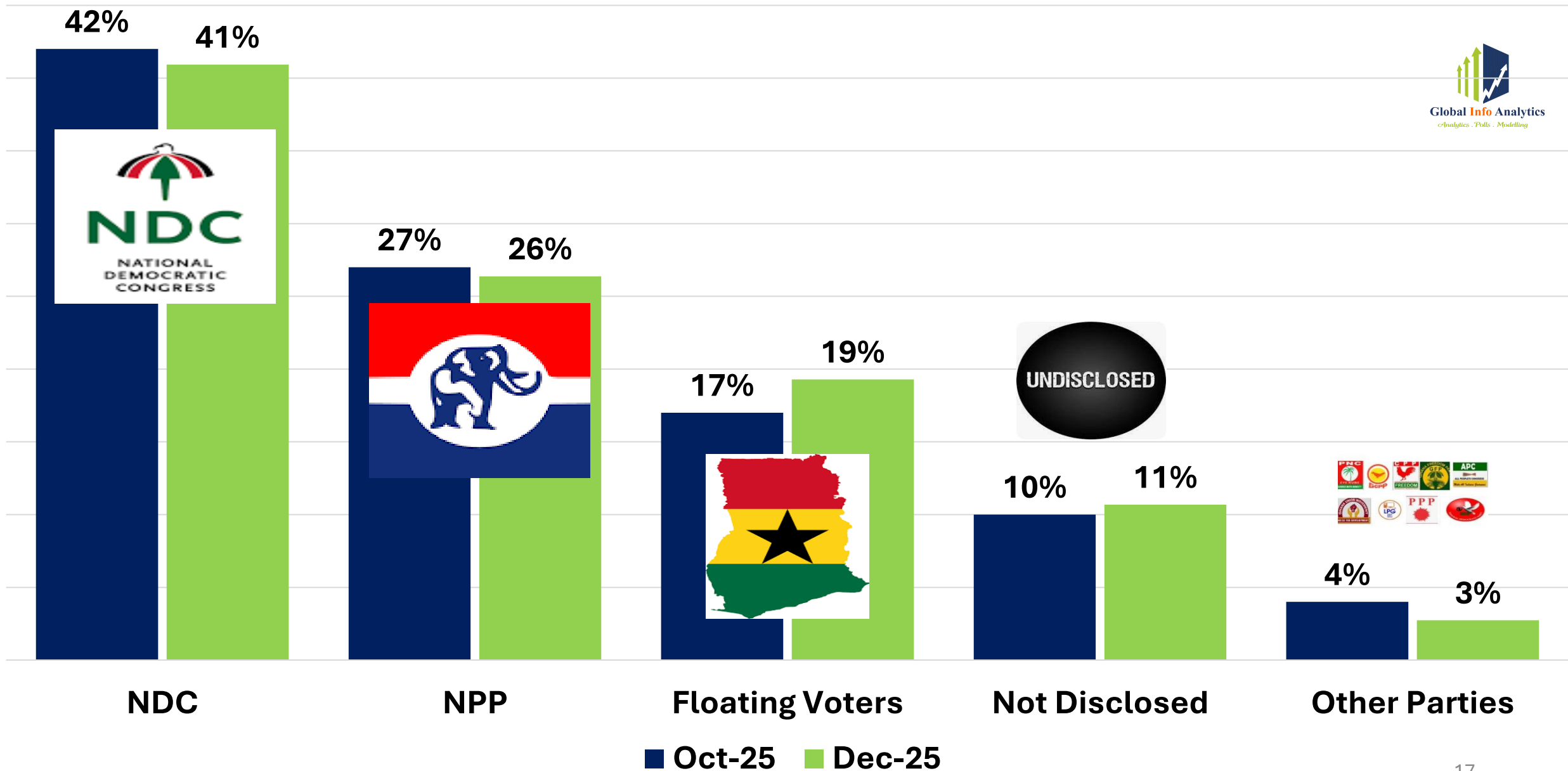


# Ethnicity






# Party Affiliations

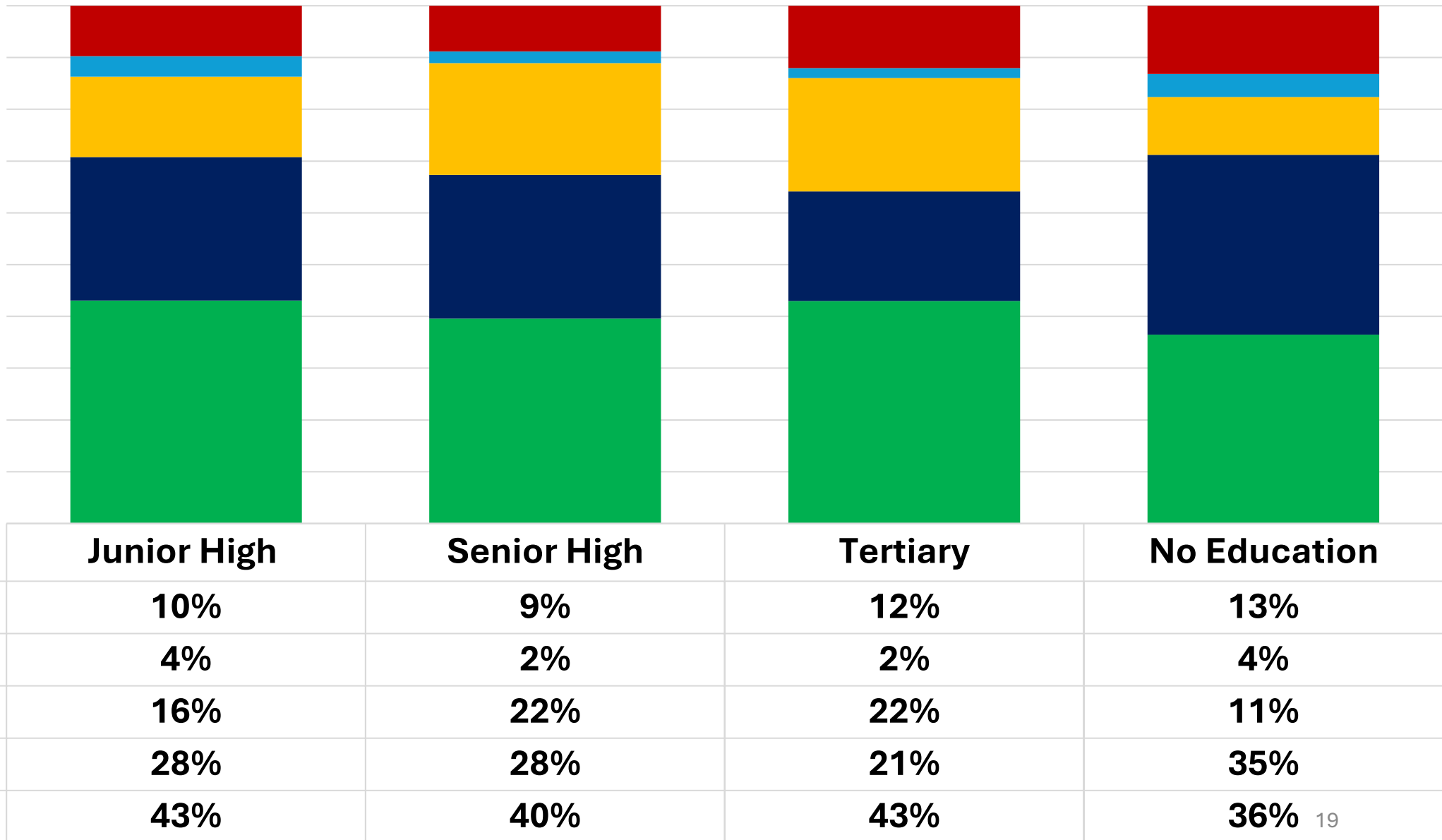


# Party Affiliations-Age



	18-24	25-34	35-44	45-54	55-64	Above 65+
■ Not Disclosed	14%	11%	10%	10%	13%	16%
■ Others	4%	3%	3%	3%	2%	6%
■ FV	19%	22%	19%	18%	17%	9%
■ NPP	22%	25%	27%	29%	31%	28%
■ NDC	42%	40%	42%	40%	36%	40%

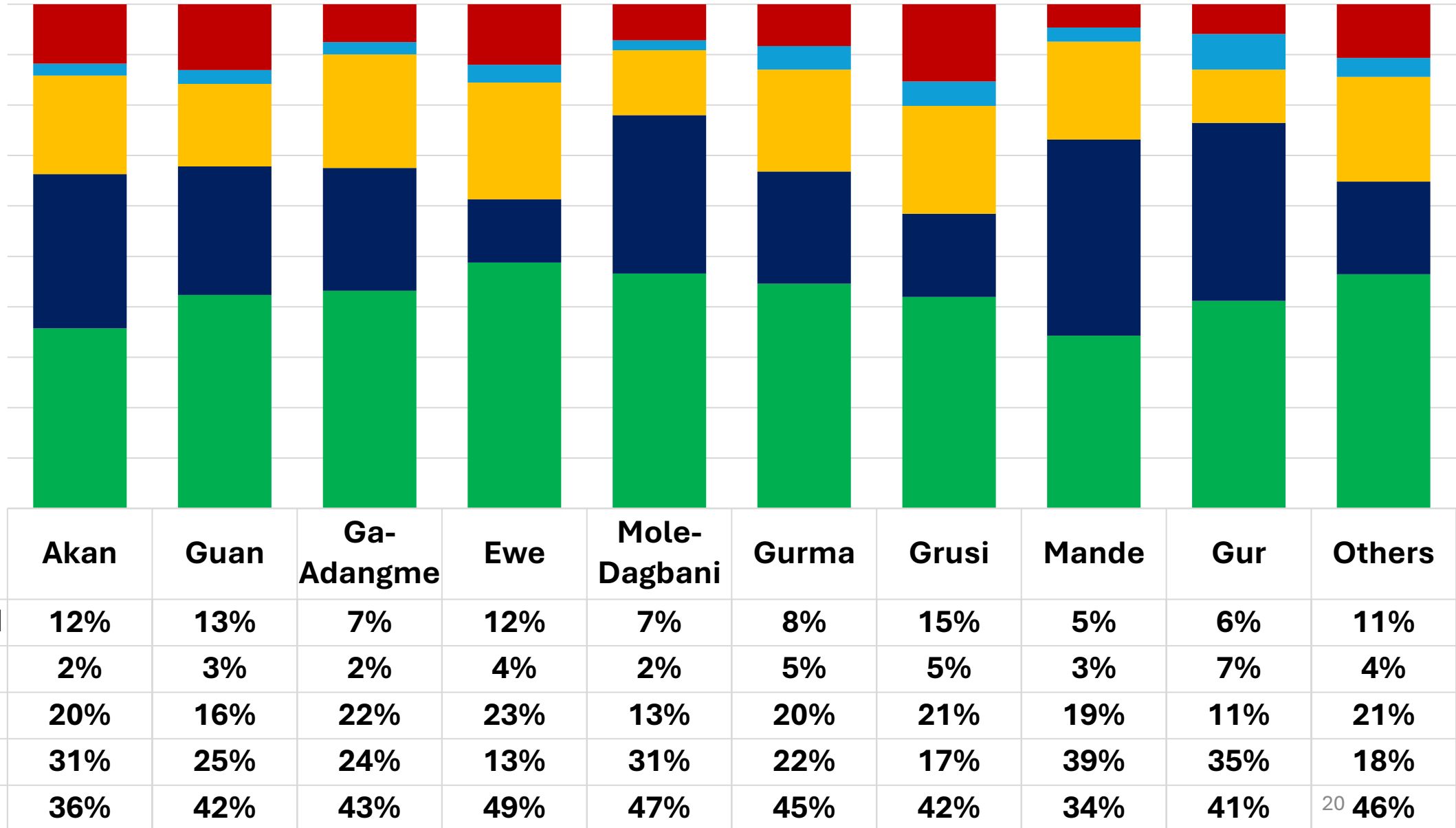
# Party Affiliations-Education



# Party Affiliations-Ethnicity



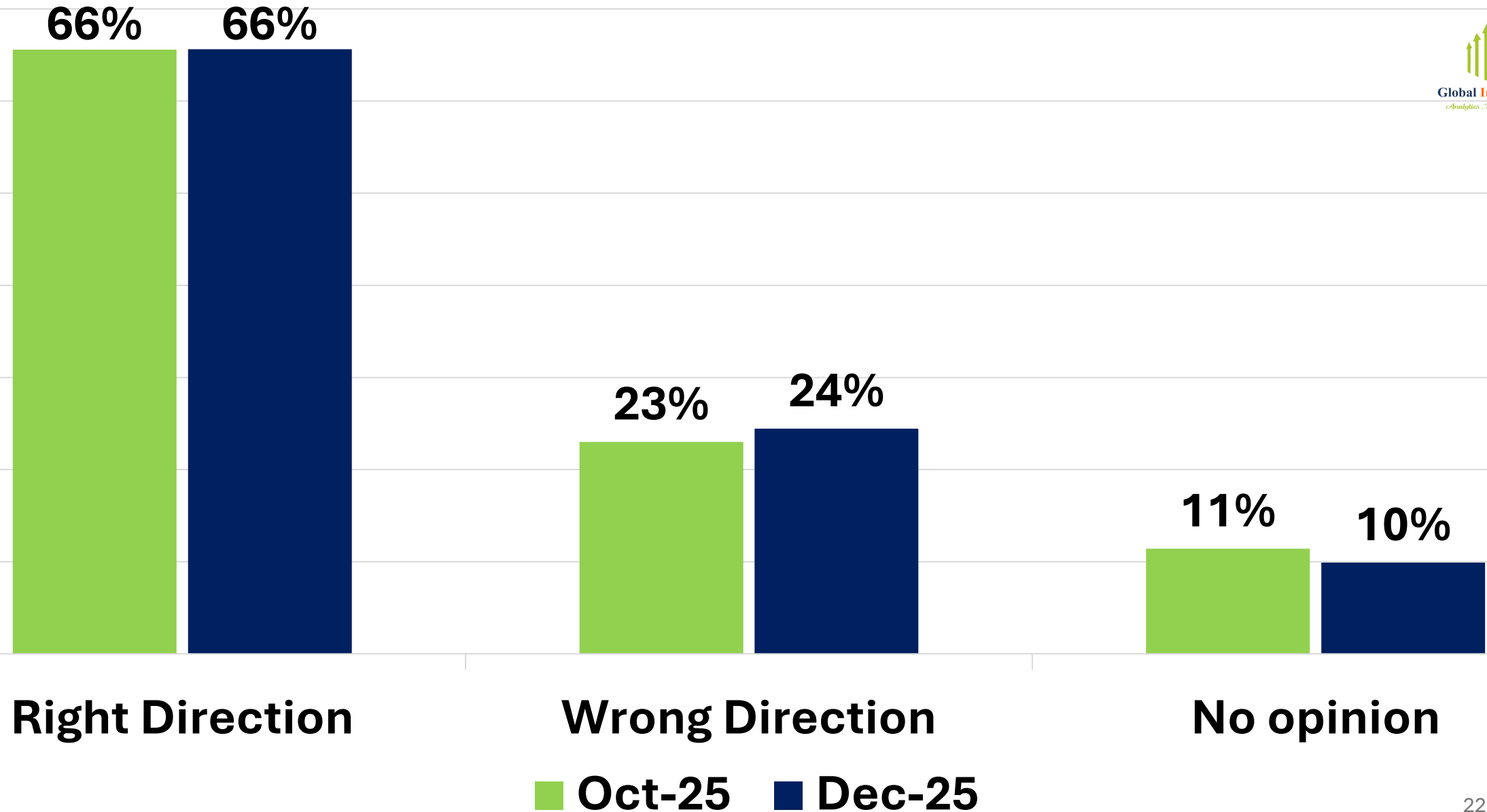
Global Info Analytics  
Analytics · Polls · Modelling



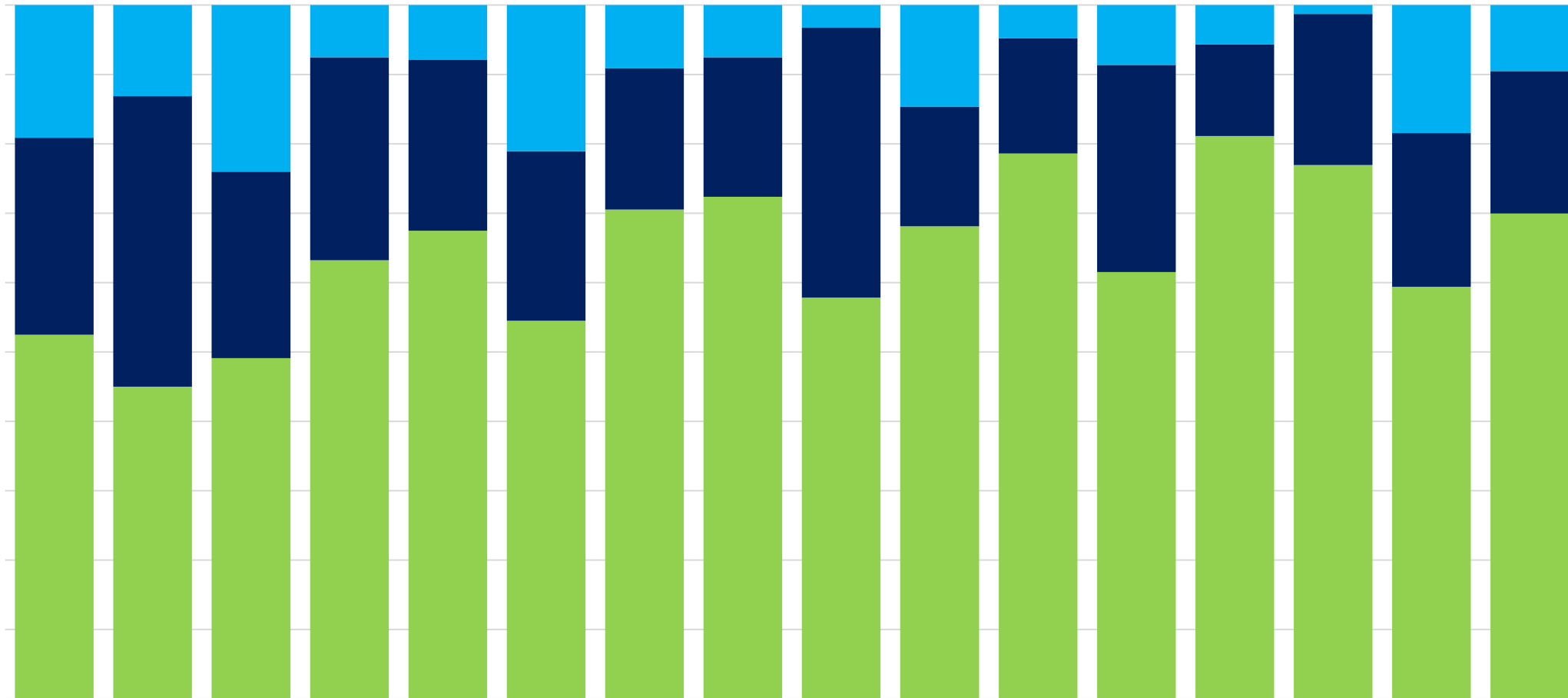
# Governance & Performance



# Direction of the country

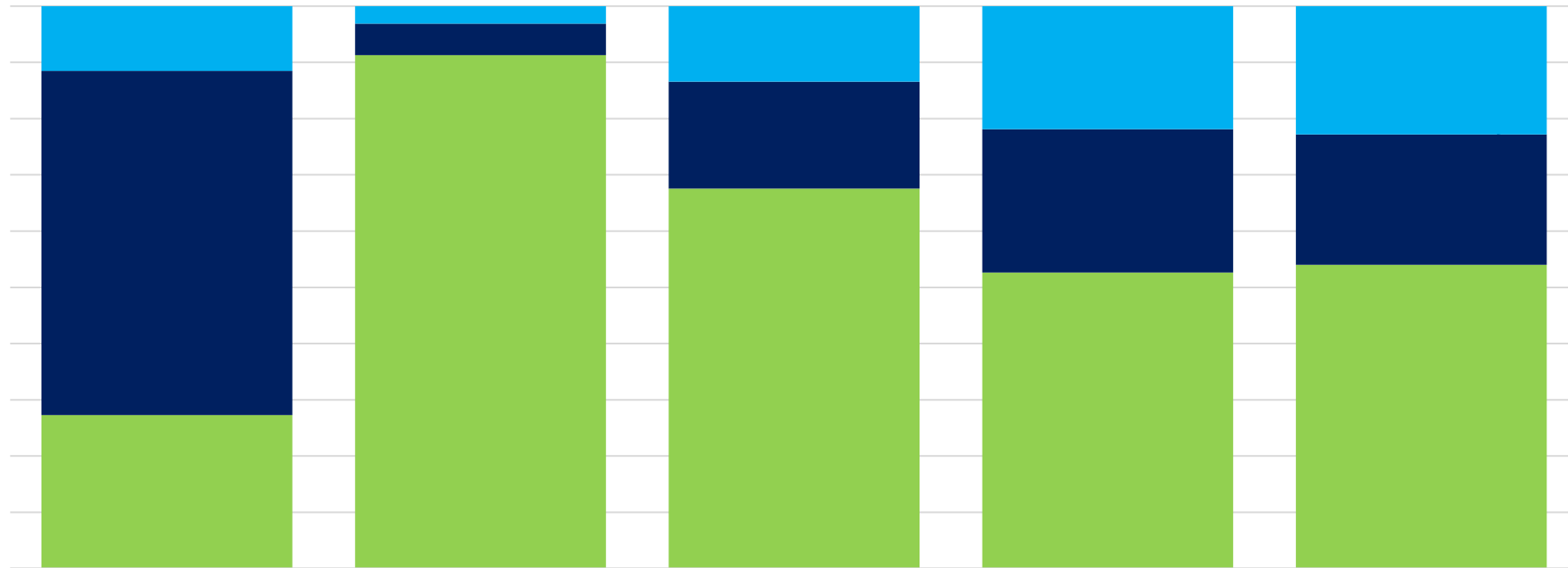


# Direction of the country-Regions



	AHR	AR	BR	BER	CR	ER	GAR	NER	NR	OR	SR	UER	UWR	VR	WR	WNR
<span style="color: #00AEEF;">■</span> No opinion	19%	13%	24%	8%	8%	21%	9%	8%	3%	15%	5%	9%	6%	1%	18%	10%
<span style="color: #002060;">■</span> Wrong Direction	28%	42%	27%	29%	25%	24%	20%	20%	39%	17%	17%	30%	13%	22%	22%	21%
<span style="color: #70AD47;">■</span> Right Direction	52%	45%	49%	63%	67%	54%	71%	72%	58%	68%	79%	62%	81%	77%	59%	70%

# Direction of the country-Party Affiliation



**No opinion**

**Wrong Direction**

**Right Direction**

**NPP**

**NDC**

**Floating  
Voters**

**Other  
Parties**

**Not  
Disclosed**

**11%**

**3%**

**13%**

**22%**

**23%**

**61%**

**6%**

**19%**

**25%**

**23%**

**27%**

**91%**

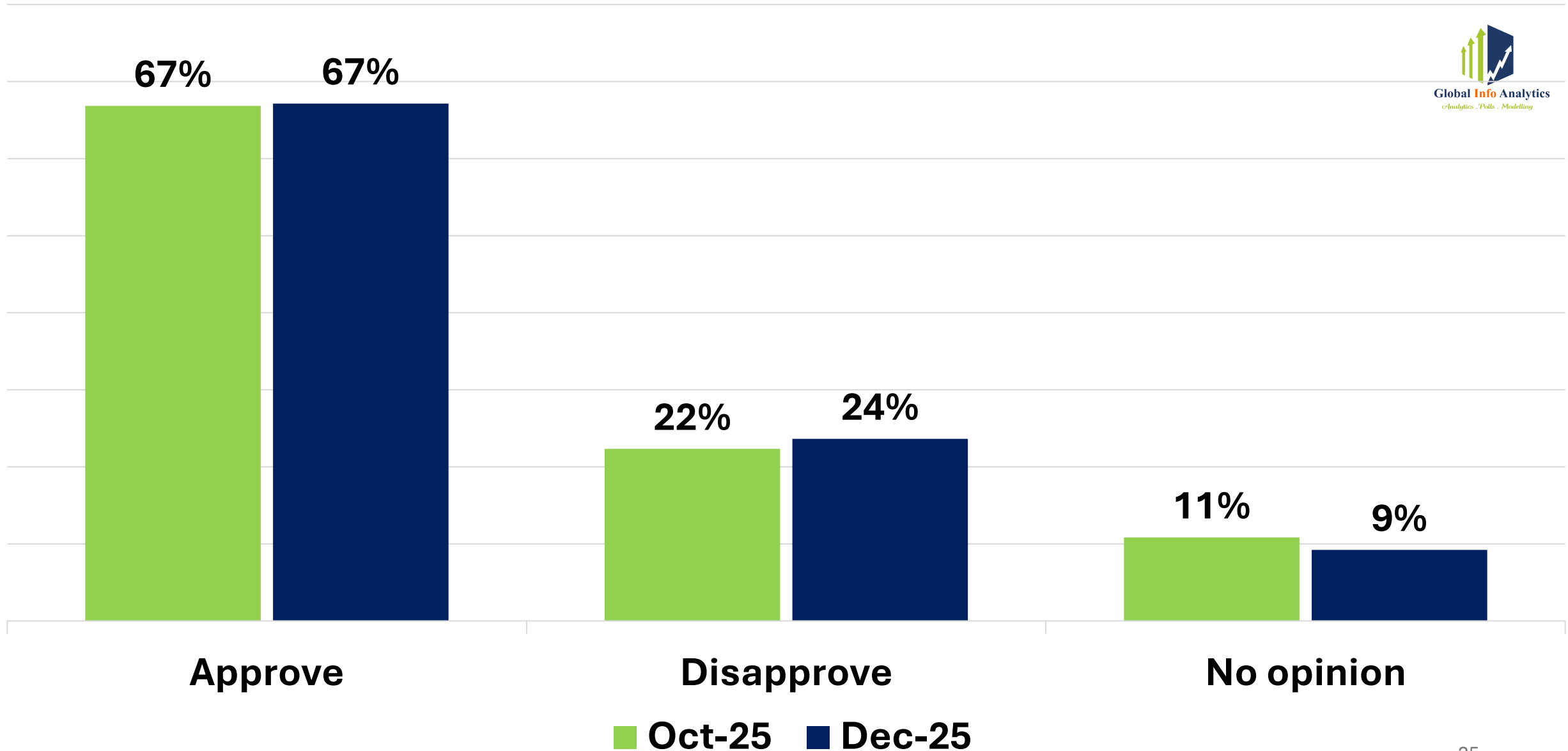
**68%**

**53%**

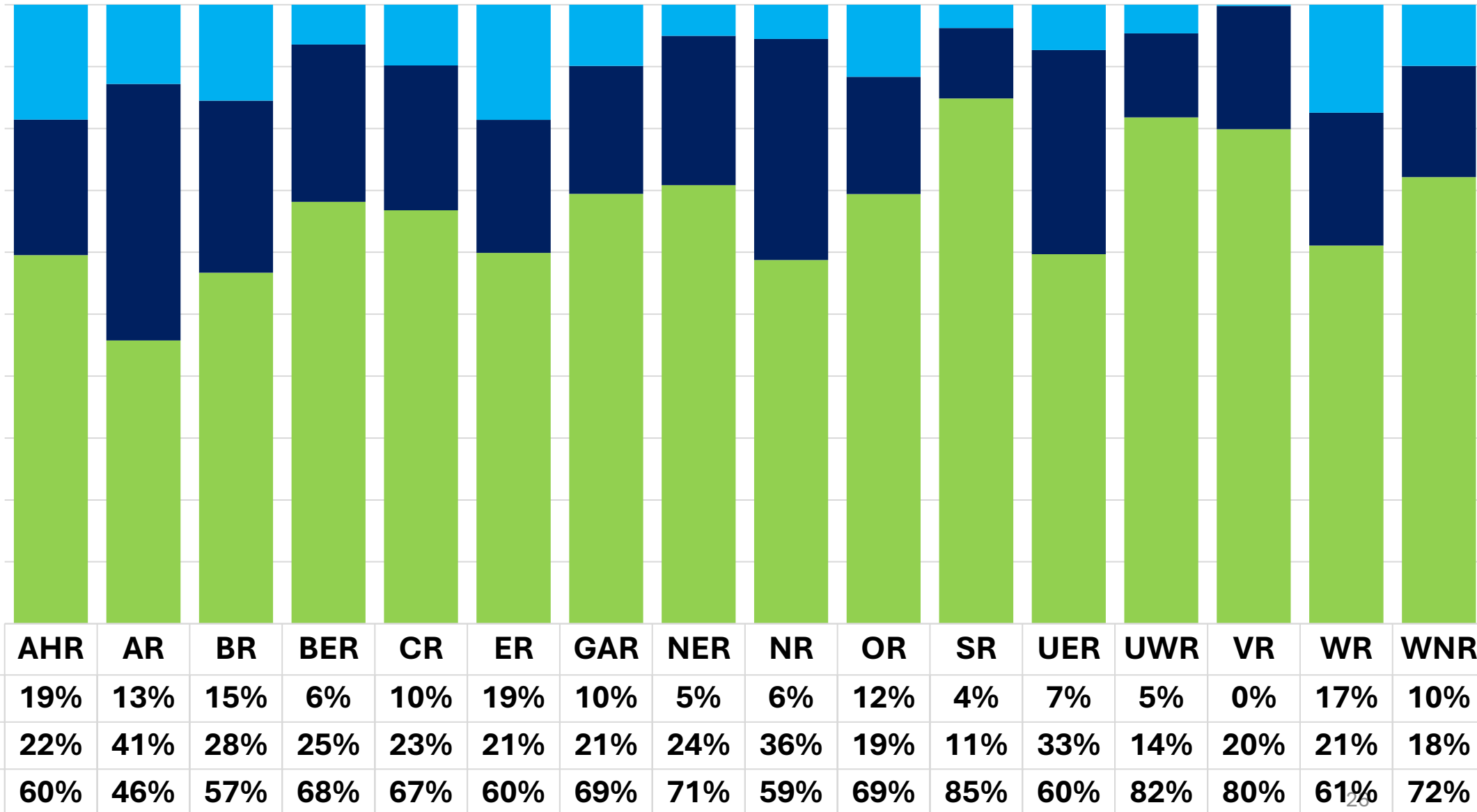
**54%**



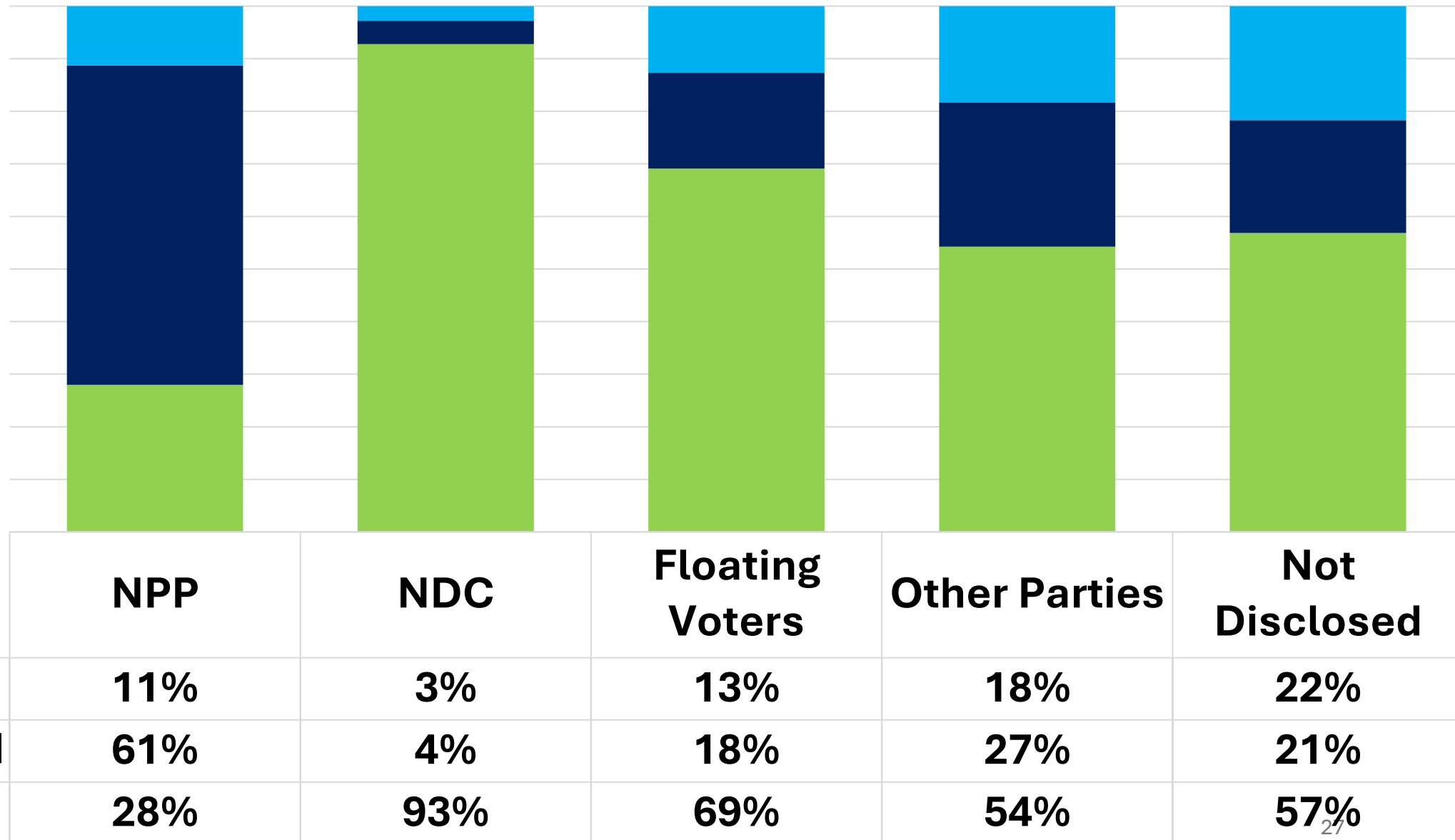
# President's Job Approval



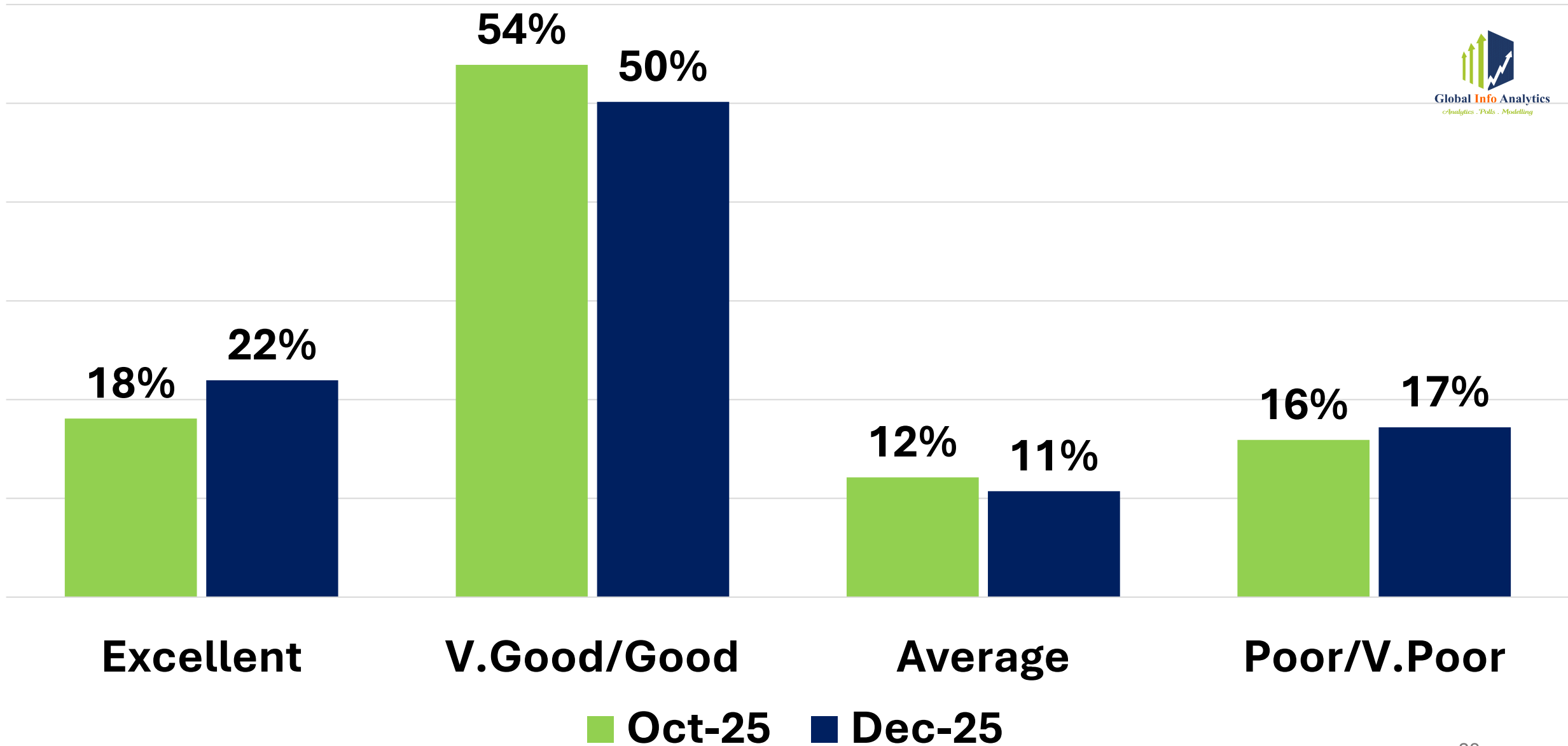
# President's Job Approval-Regions



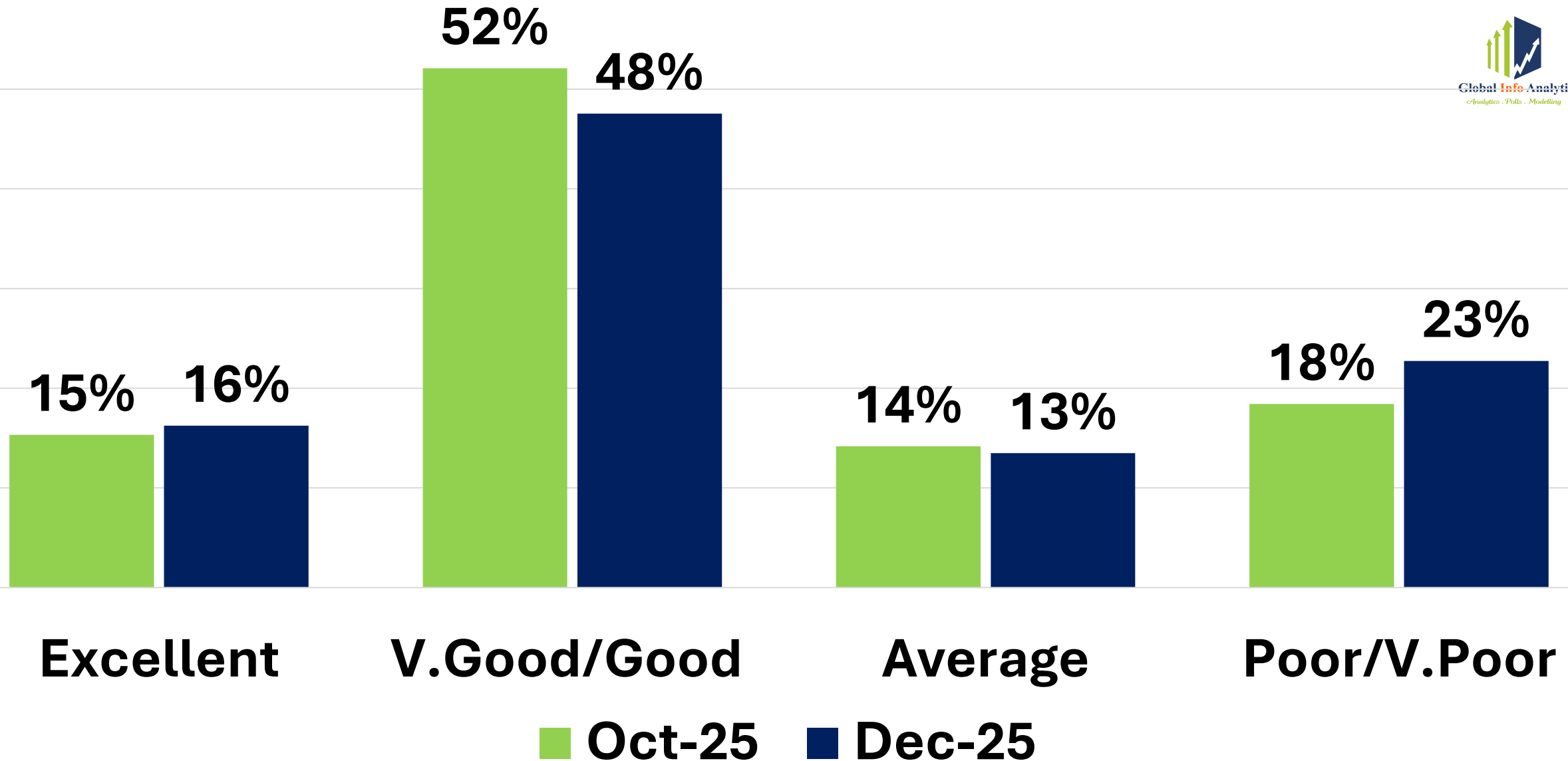
# President's Job Approval -Party Affiliations



# Government's Performance

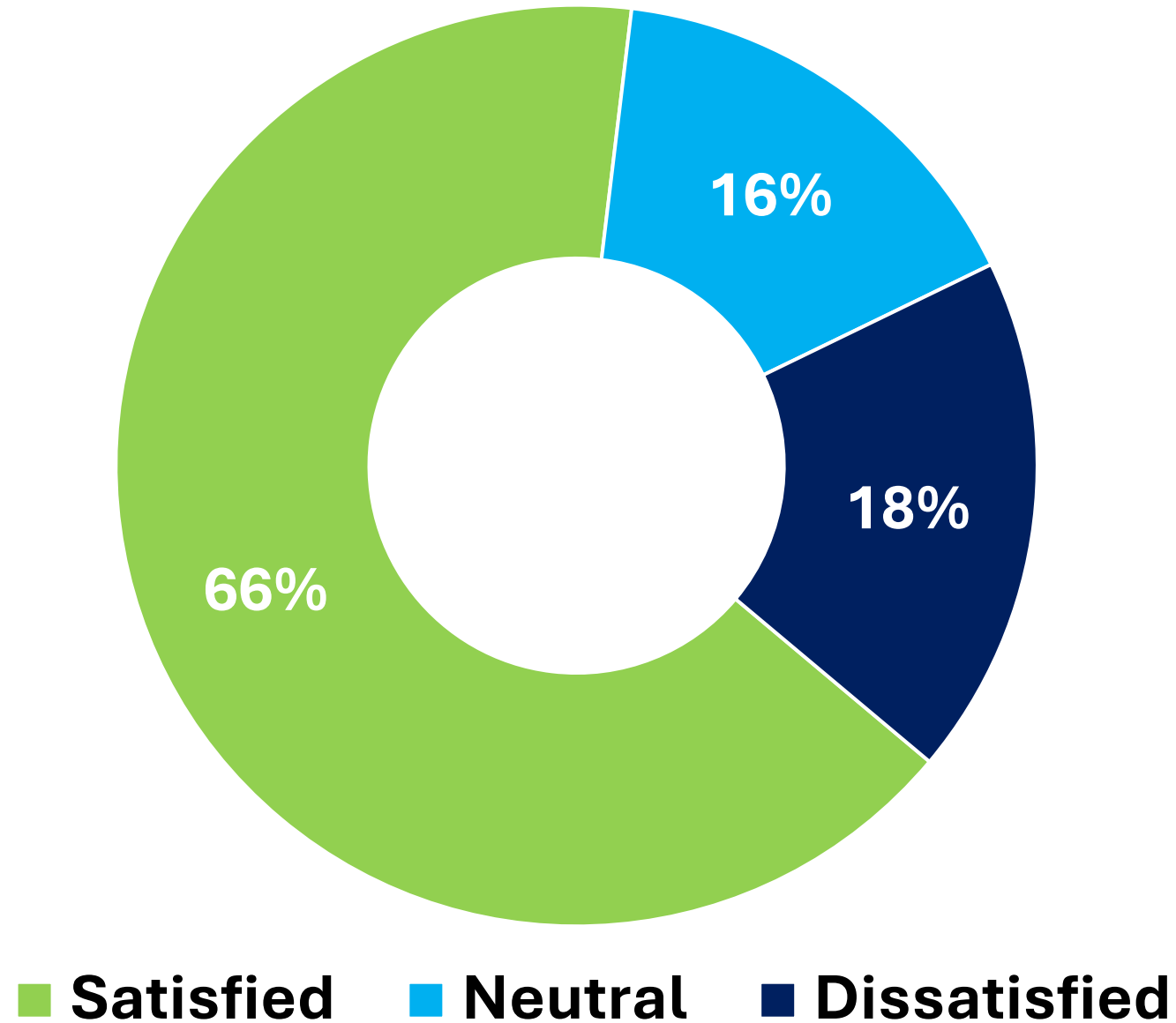


# Members of Parliaments' Performance

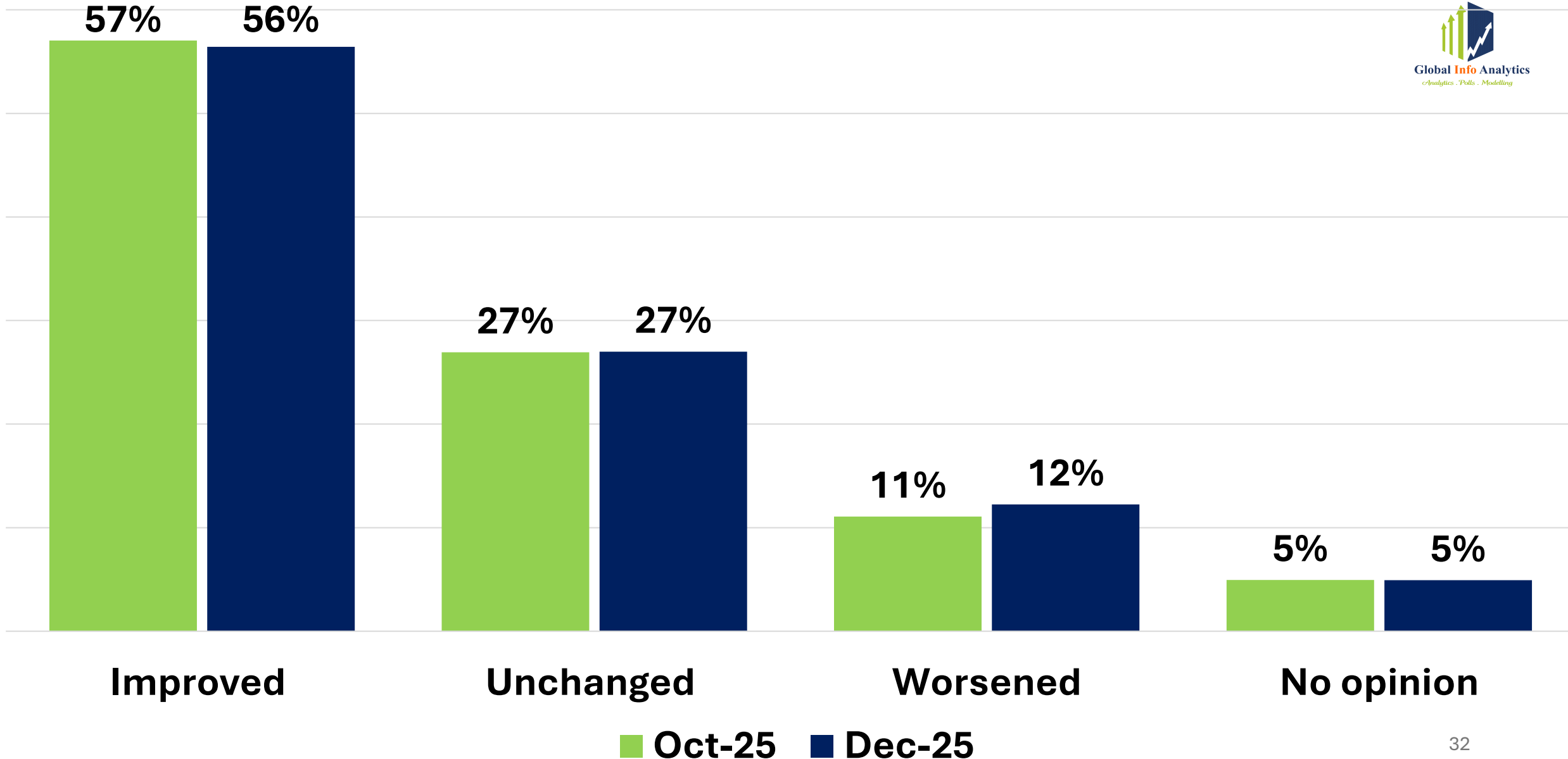


# 2026 Budget and Standard of Living

# Satisfaction with the 2026 Budget



# Standard of Living compared to the last 12 month

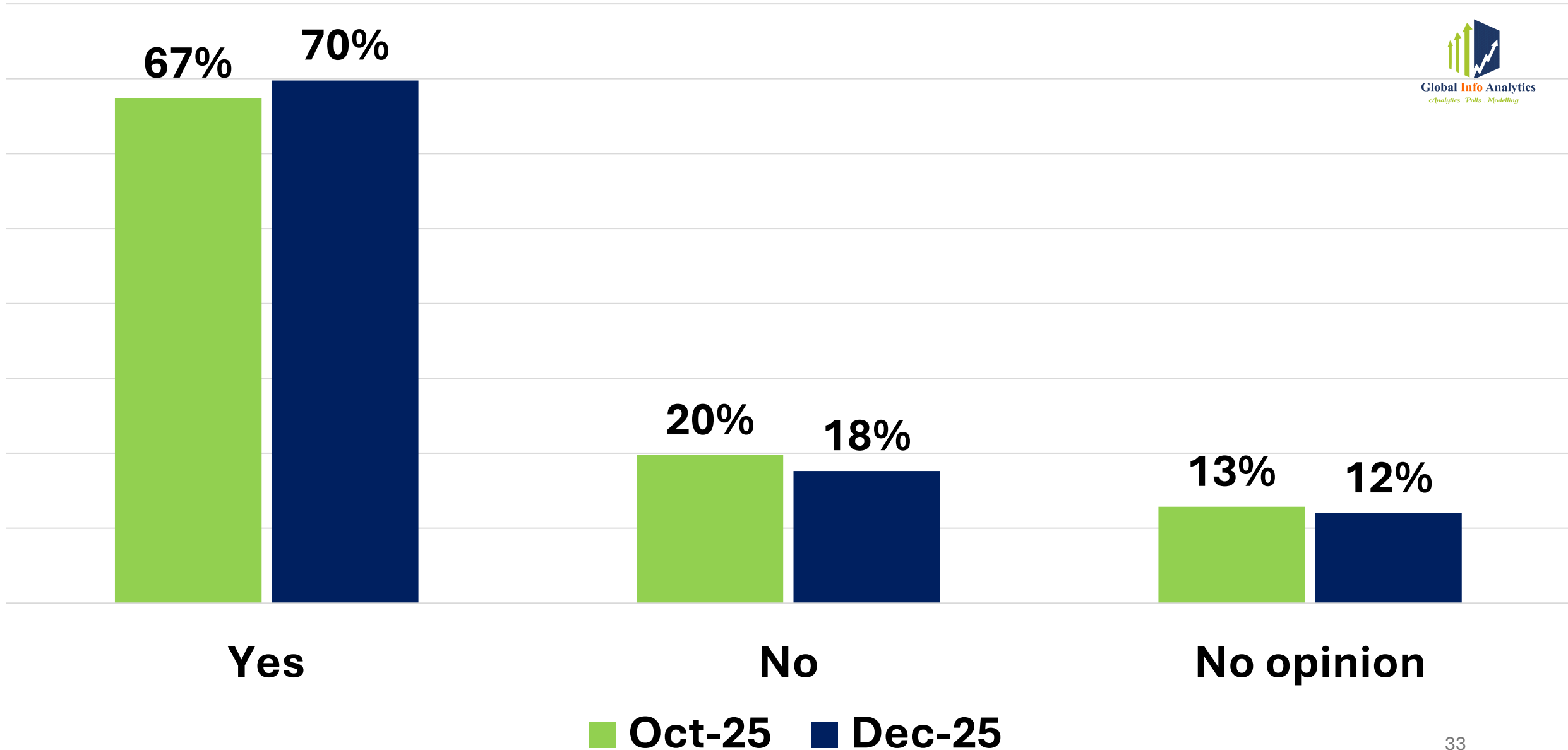




# Optimism for Improvement in Standard of Living



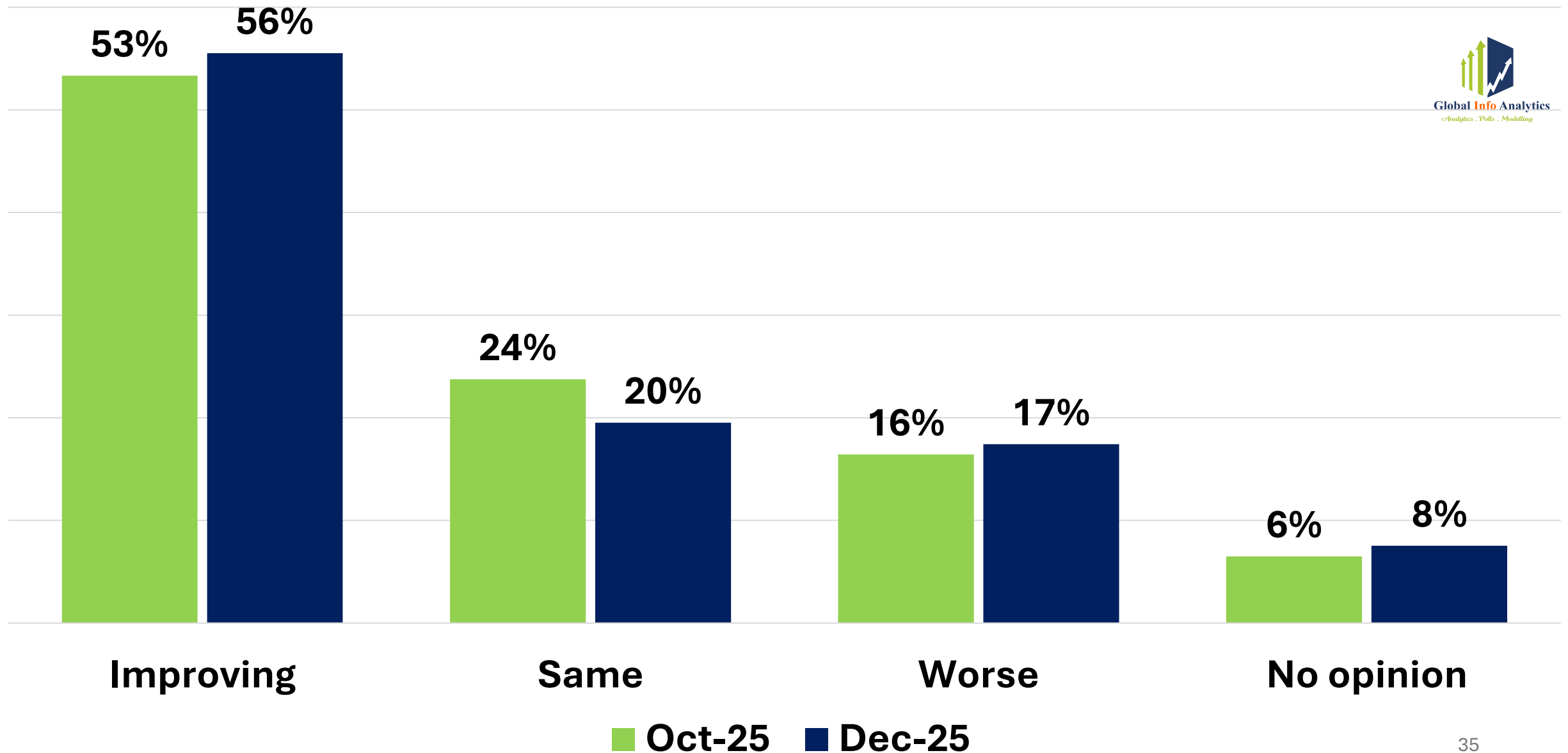
Global Info Analytics  
Analytics . Polls . Modelling



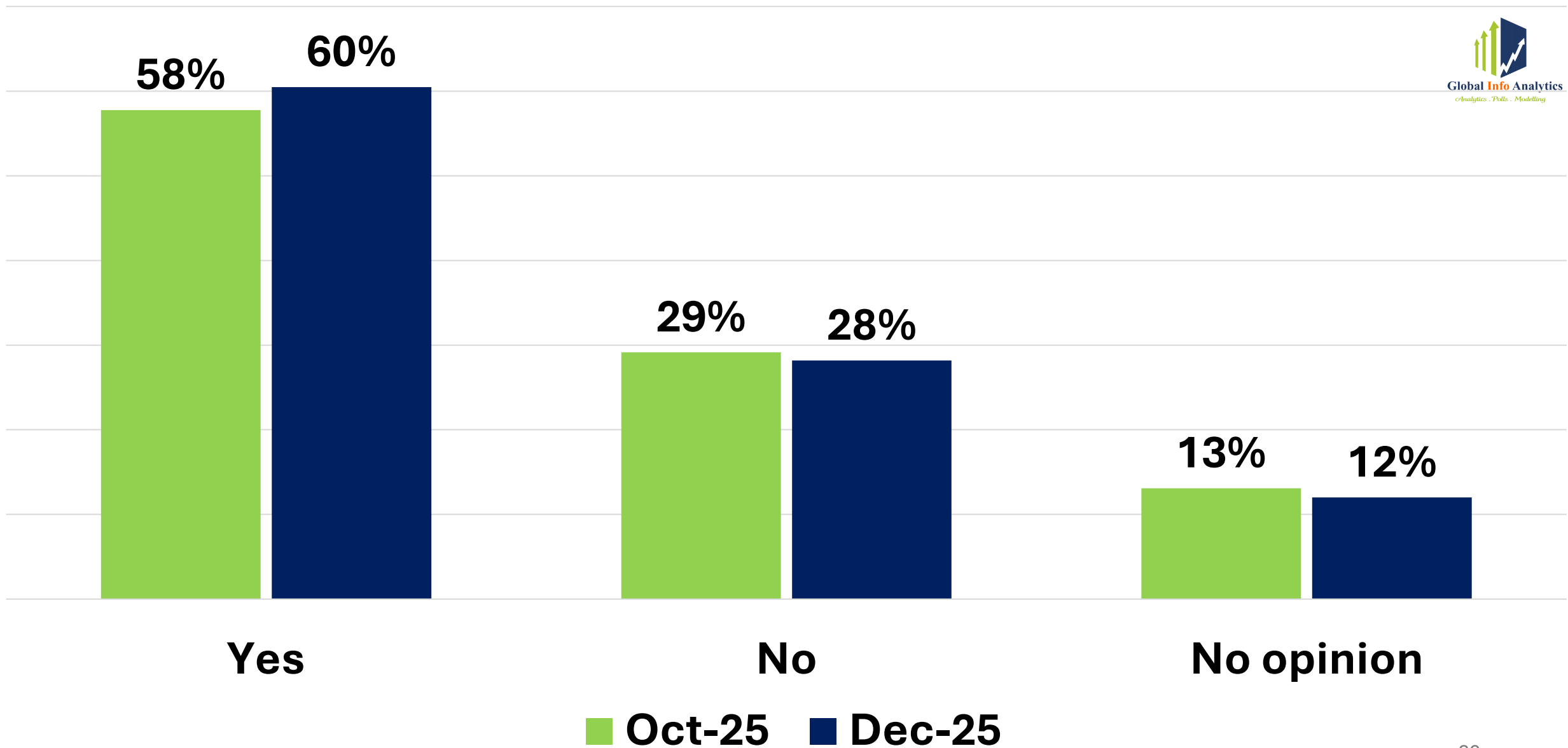
# Corruption & Corruption Fight



# State of Corruption in Ghana



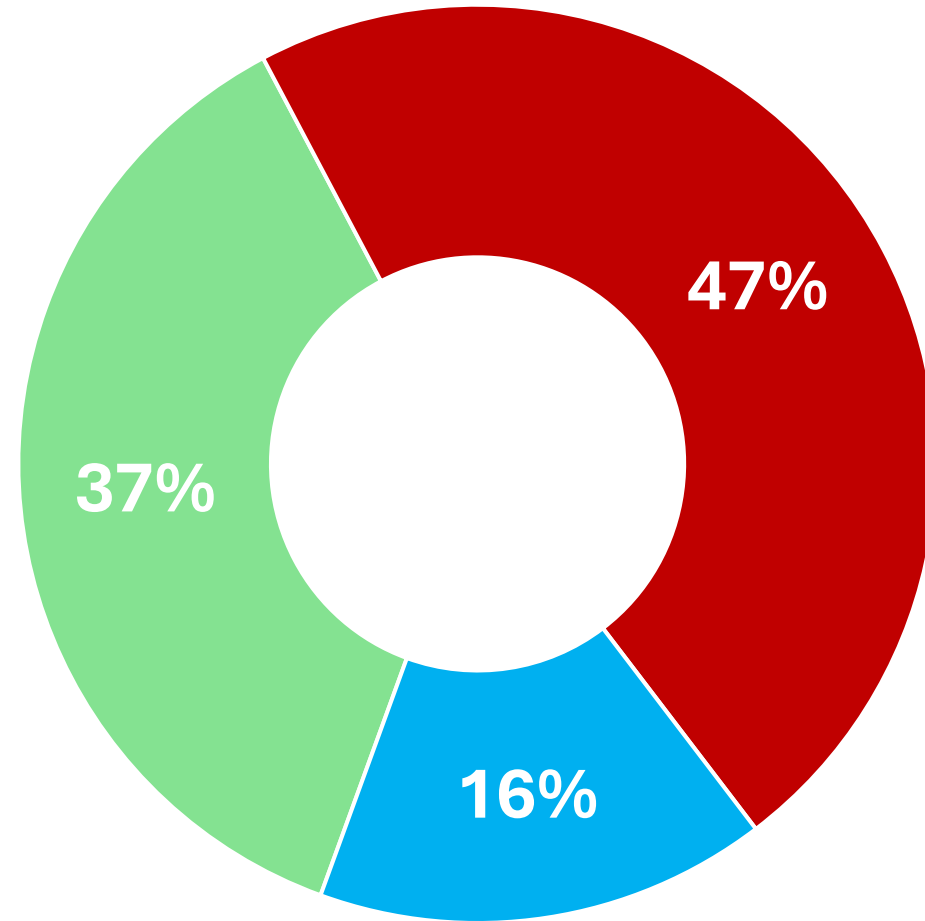
# Is the Government doing enough in fighting corruption?



# Fighting Galamsey

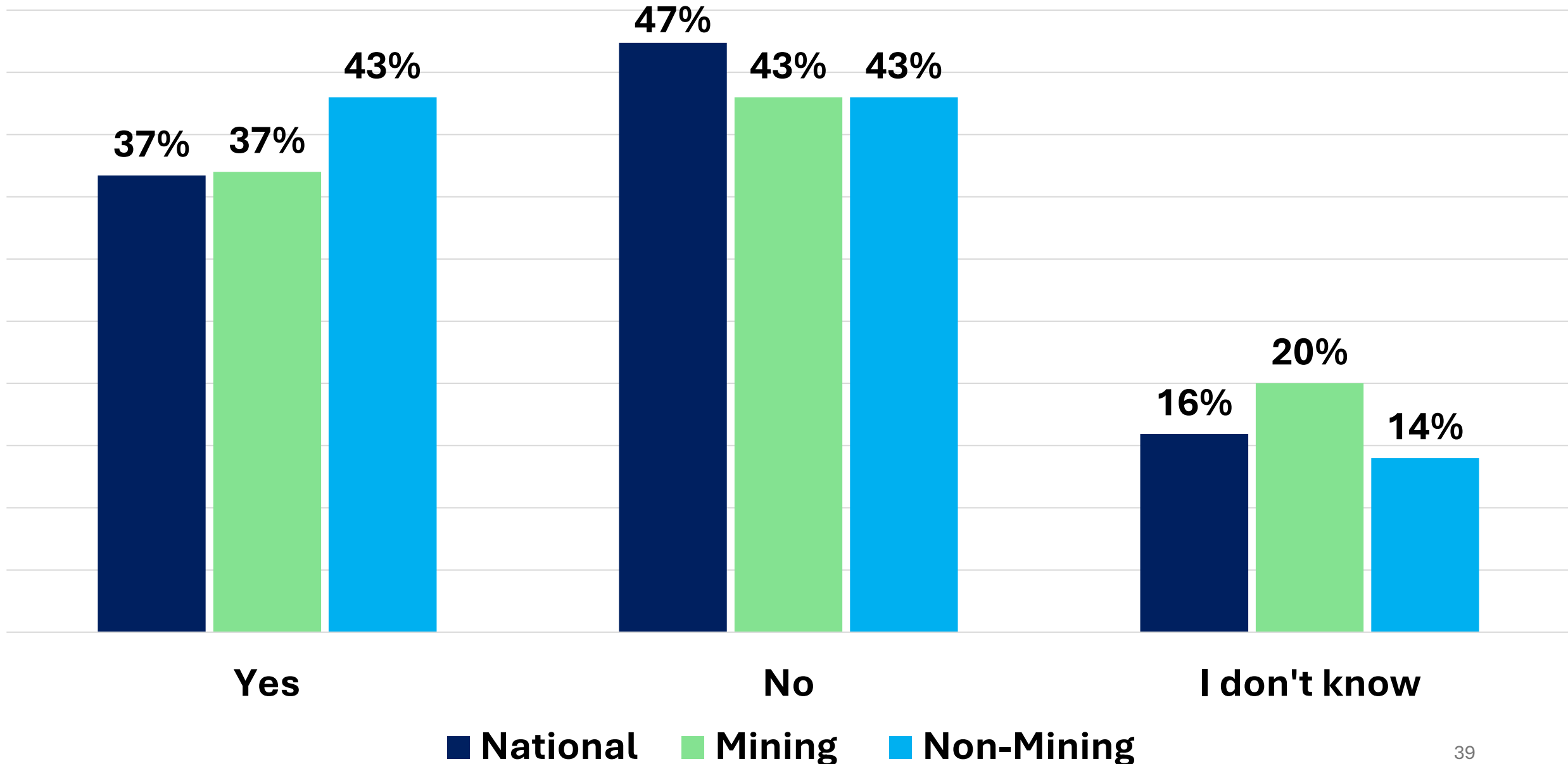


# Has Galamsey worsened since January 2025?

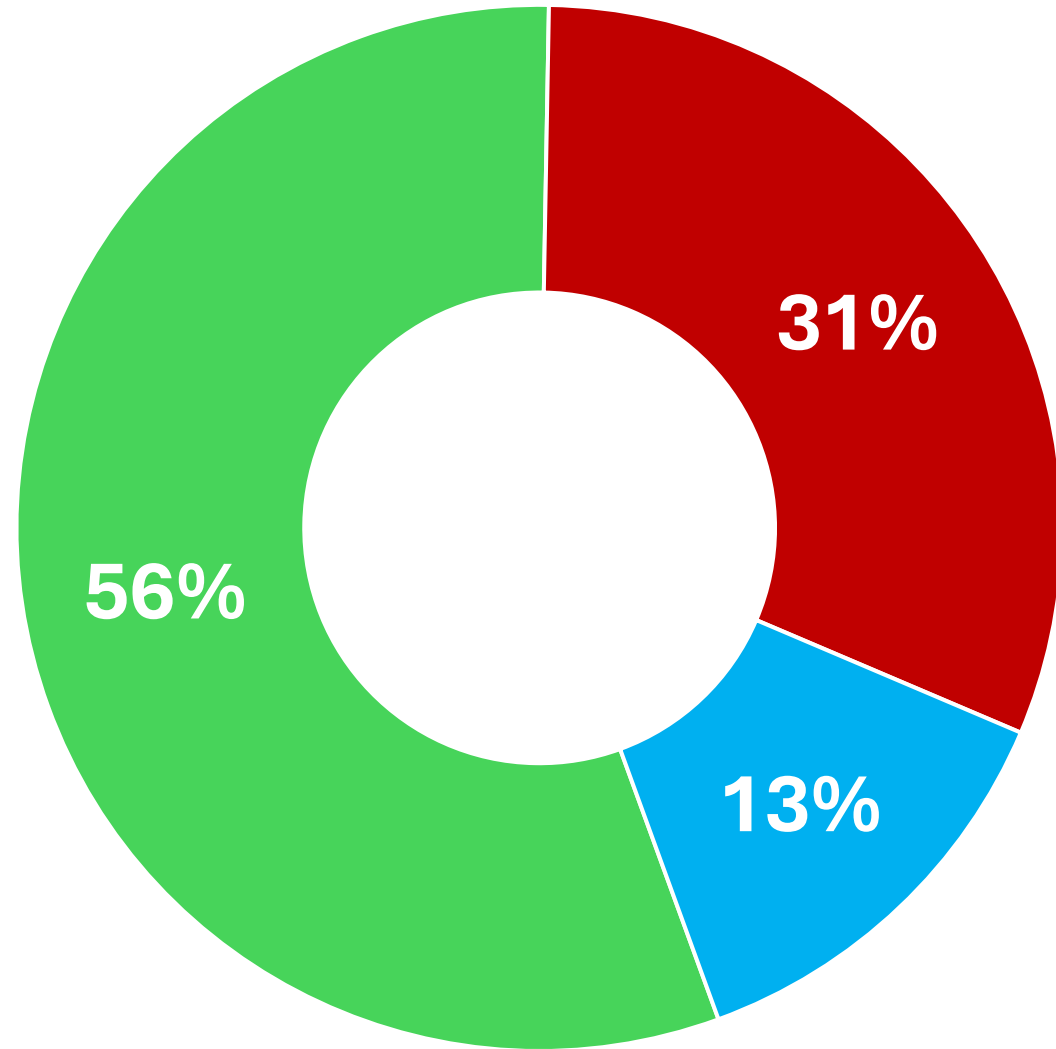


■ Yes ■ No ■ I don't know

# Has Galamsey worsened since January 2025?



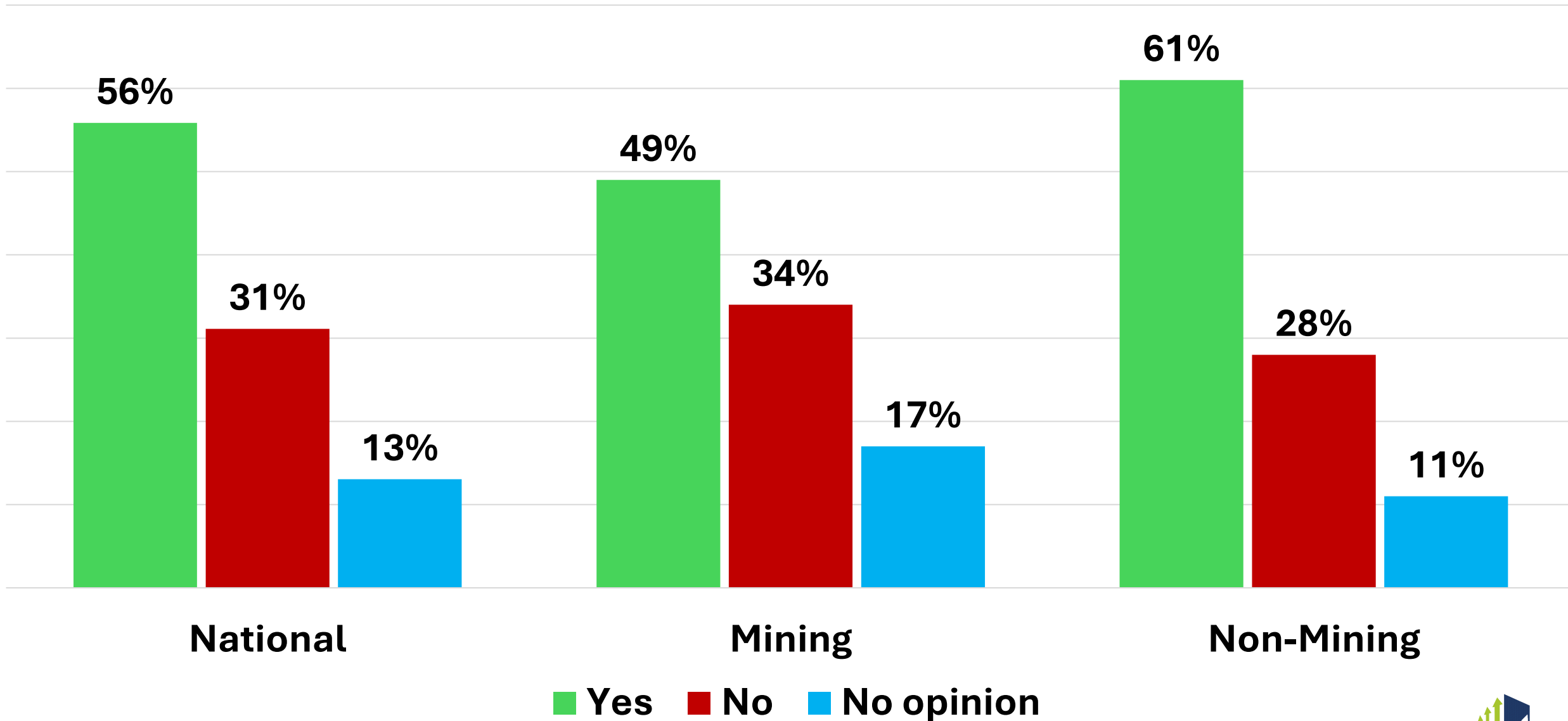
# Is the government doing enough in fighting galamsey?



■ Yes ■ No ■ No opinion



# Is the government doing enough in fighting galamsey



# Corruption Perception Score (CPS) & Ranking



# Perceived Corrupt Public Institutions

**Ministers/Government Officials**

**4.66**

**Presidency**

**4.77**

**Religious Leaders**

**4.84**

**Military**

**4.96**

**Parliamentarians**

**4.97**

**The Prison Service**

**5.00**

**Traditional Leaders**

**5.03**

**Business Executives**

**5.31**

**Local Government**

**5.37**

**Judiciary**

**5.49**

**EC**

**5.53**

**GRA**

**5.55**

**Immigration Service**

**5.81**

**Ghana Police Service**

**6.68**

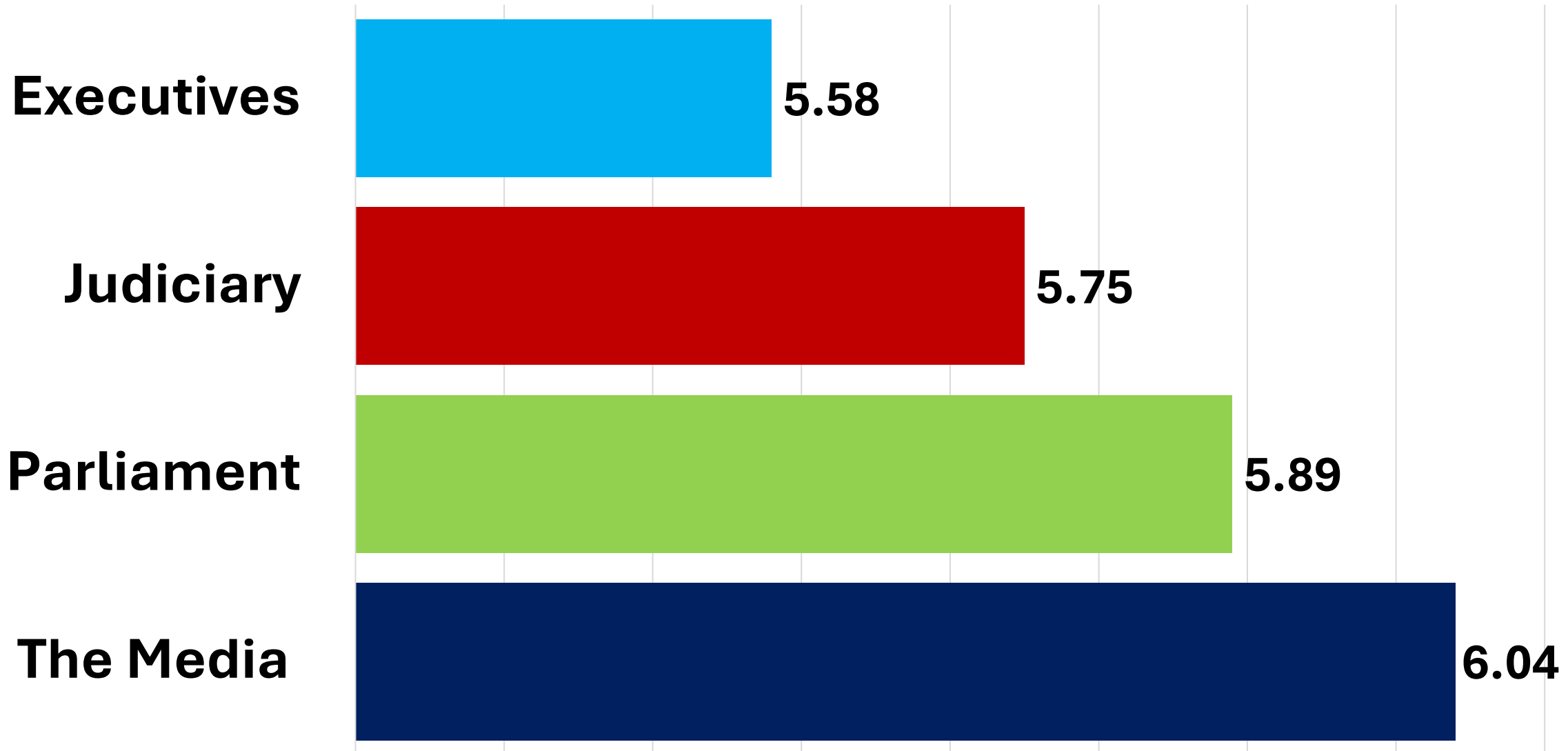
# Perceived Corrupt Public Institutions

	Jul-25	Dec-25
Ministers/Government Officials	4.14	4.66
Presidency	4.51	4.77
Religious Leaders	4.72	4.84
Military	4.68	4.96
Parliamentarians	4.78	4.97
The Prison Service	4.84	5.00
Traditional Leaders	4.89	5.03
Business Executives	5.17	5.31
Local Government	5.08	5.37
Judiciary	5.41	5.49
EC	5.39	5.53
GRA	5.31	5.55
Immigration Service	5.45	5.81
Ghana Police Service	6.32	6.68

# Most Trusted Arm of Government

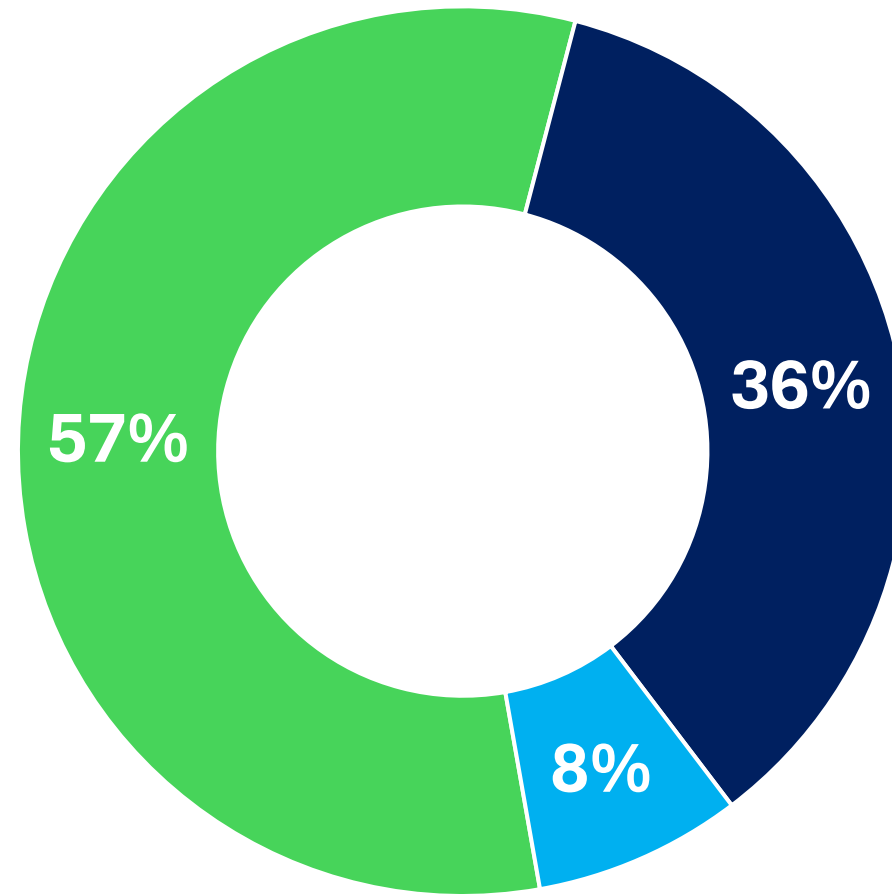


# Most Trusted Arm of Government



# Key Recommendations of the Constitutional Reforms Commission

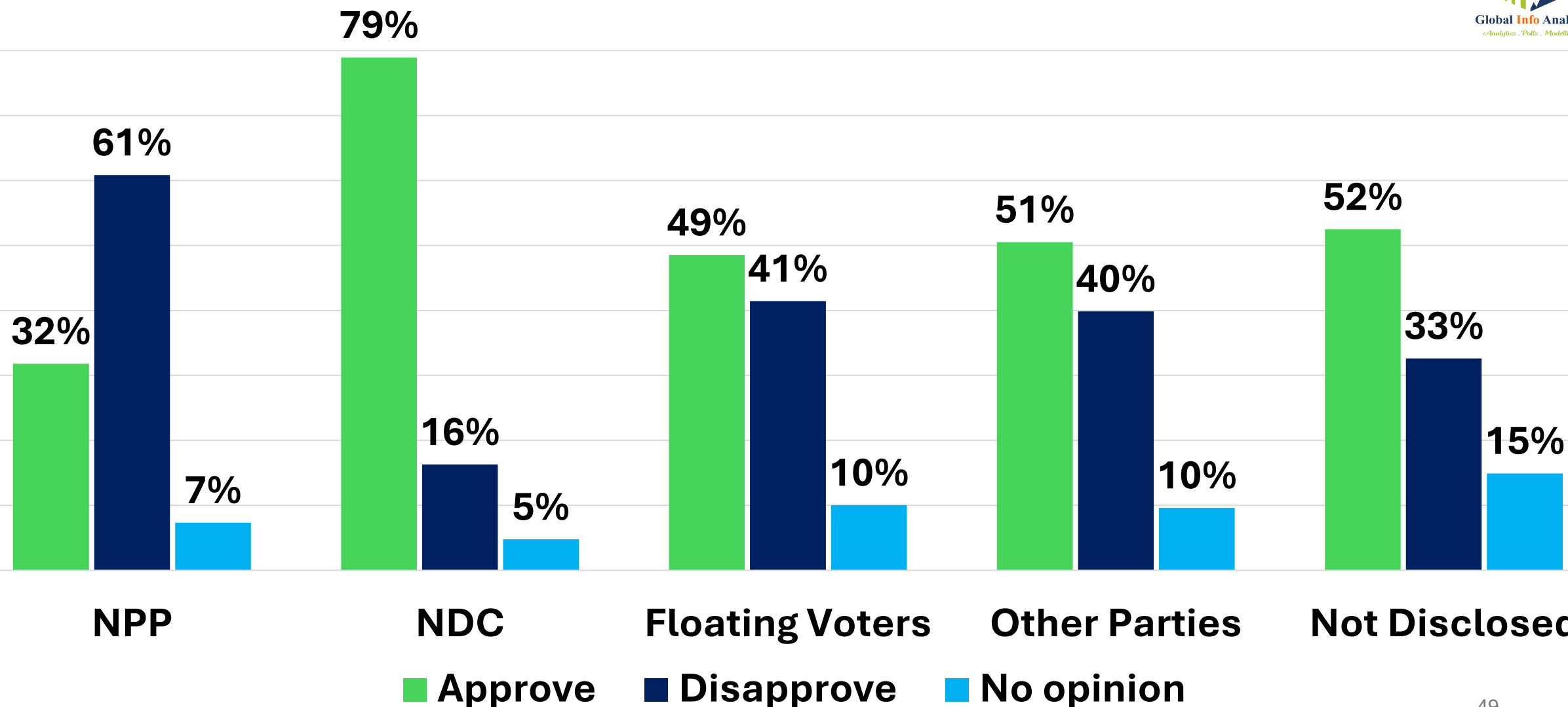
# Approval for the increase in the presidential term to 5 years



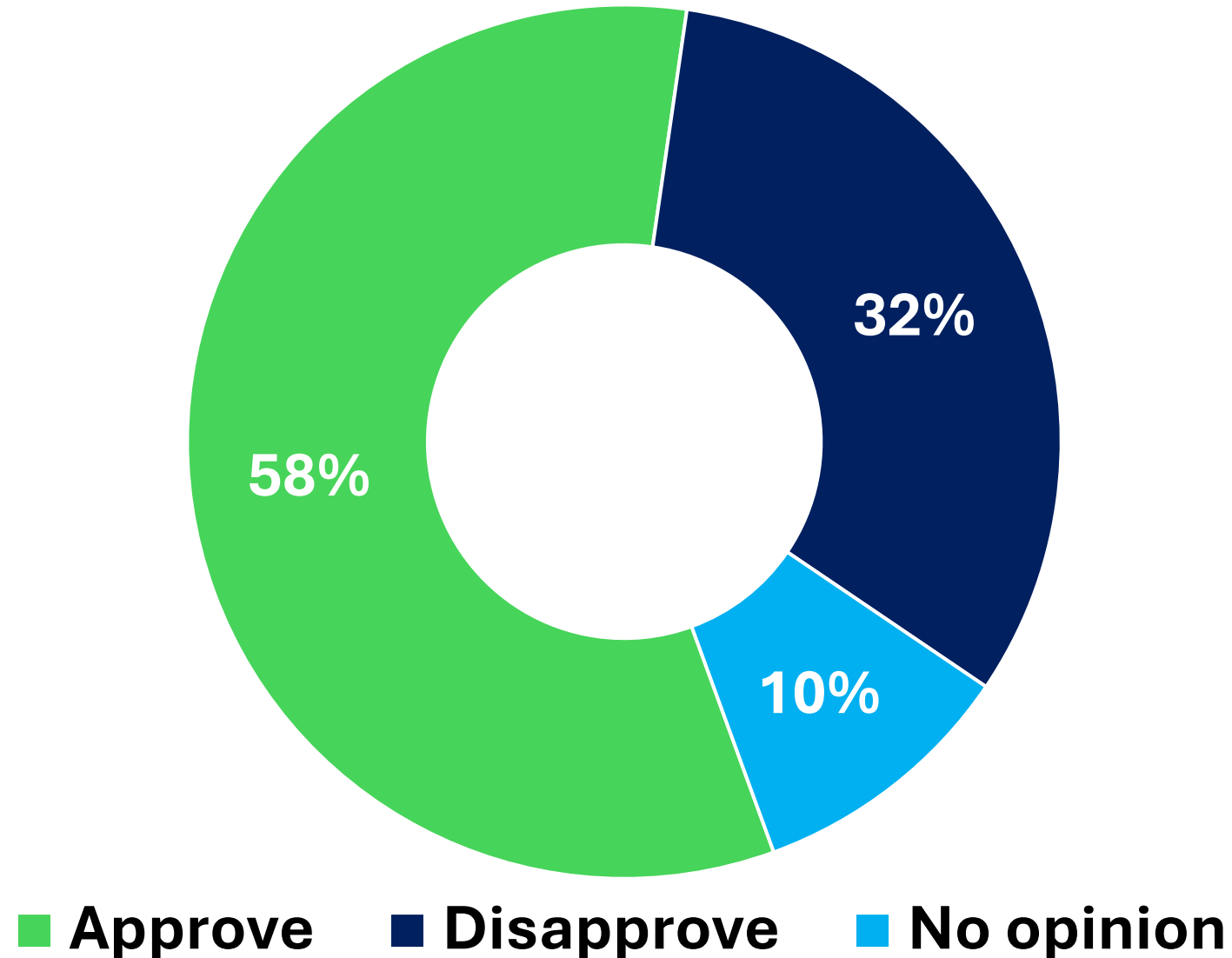
■ Approve   ■ Disapprove   ■ No opinion



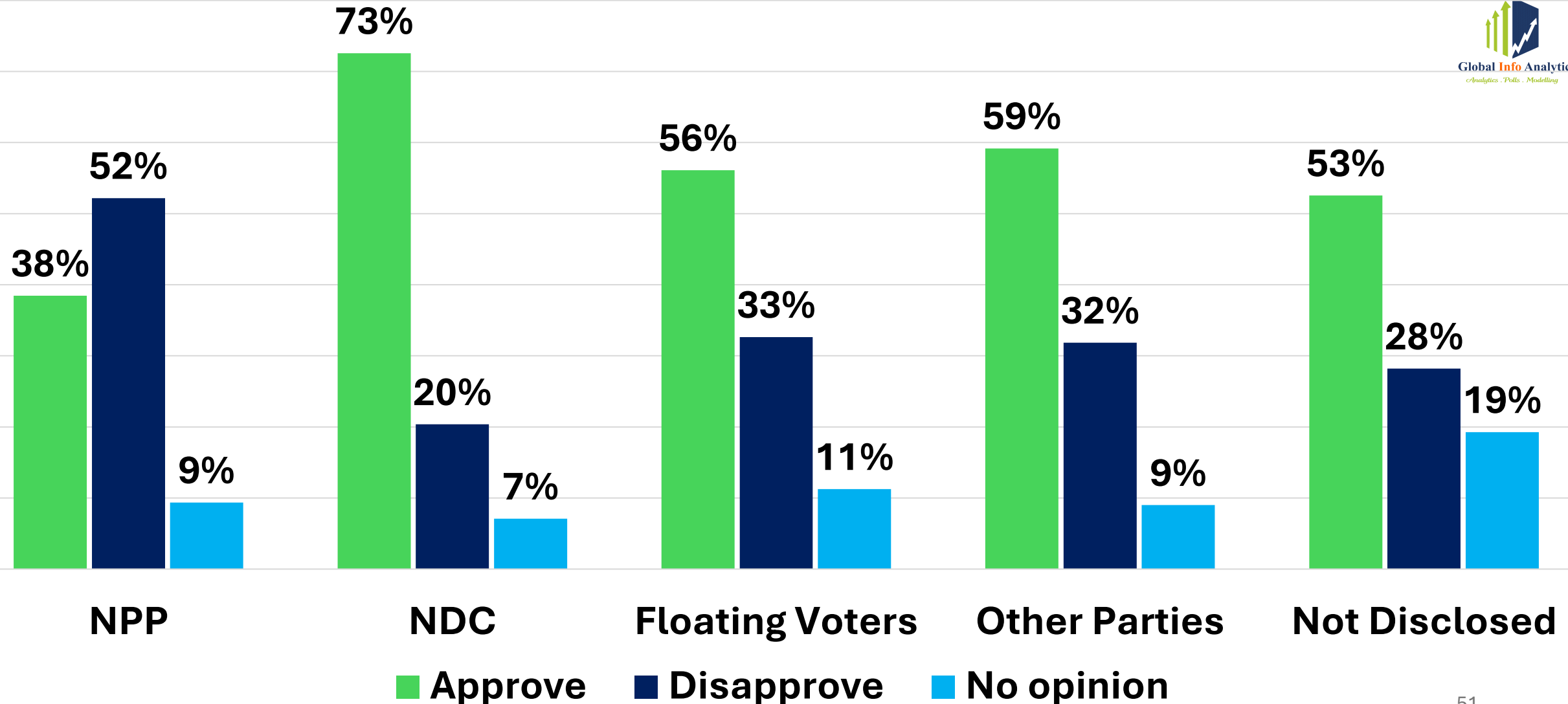
# Approval for the increase in the presidential term to 5 years- Party Affiliations



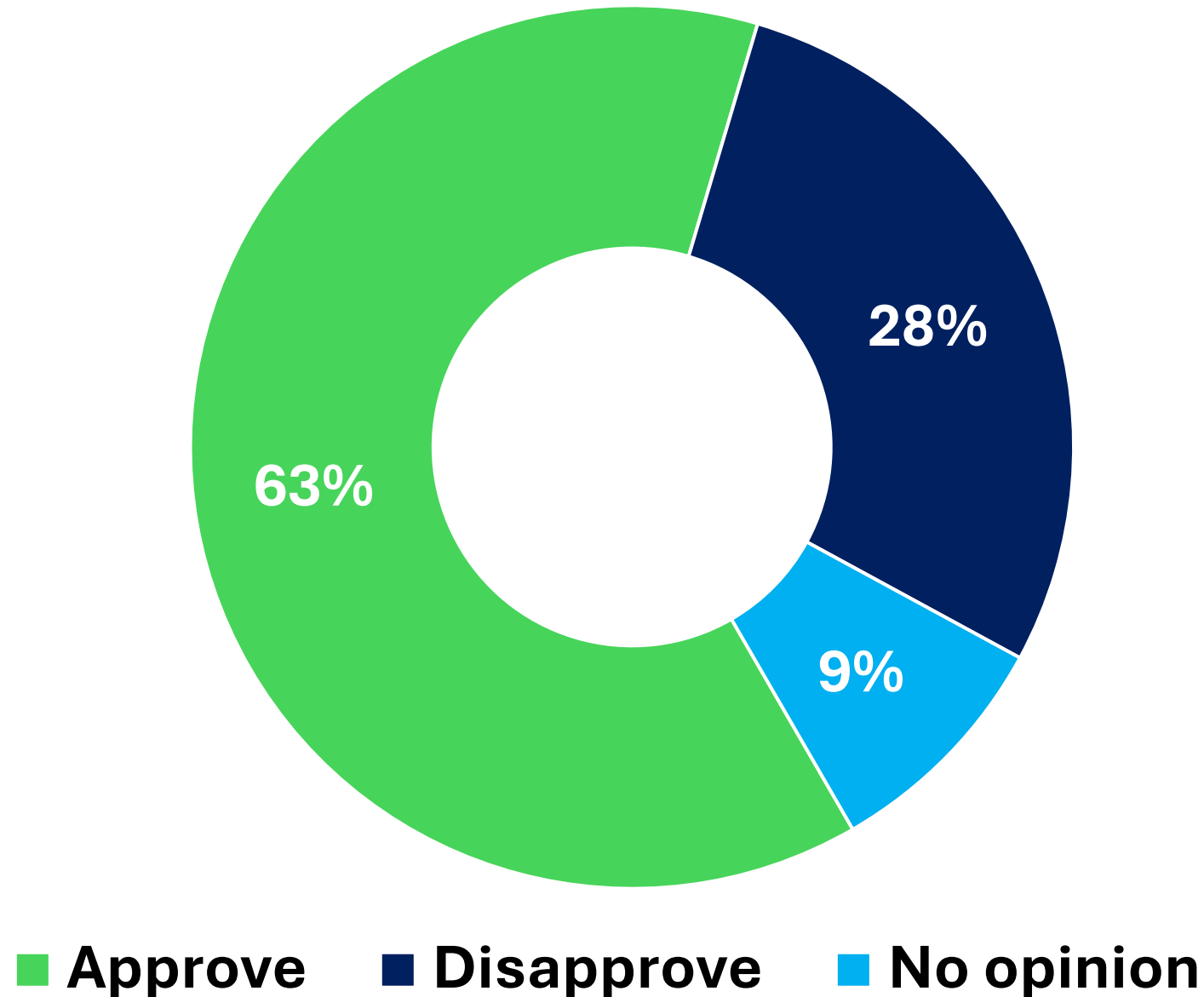
# A member of parliament should not be allowed to serve as a minister-Party Affiliations



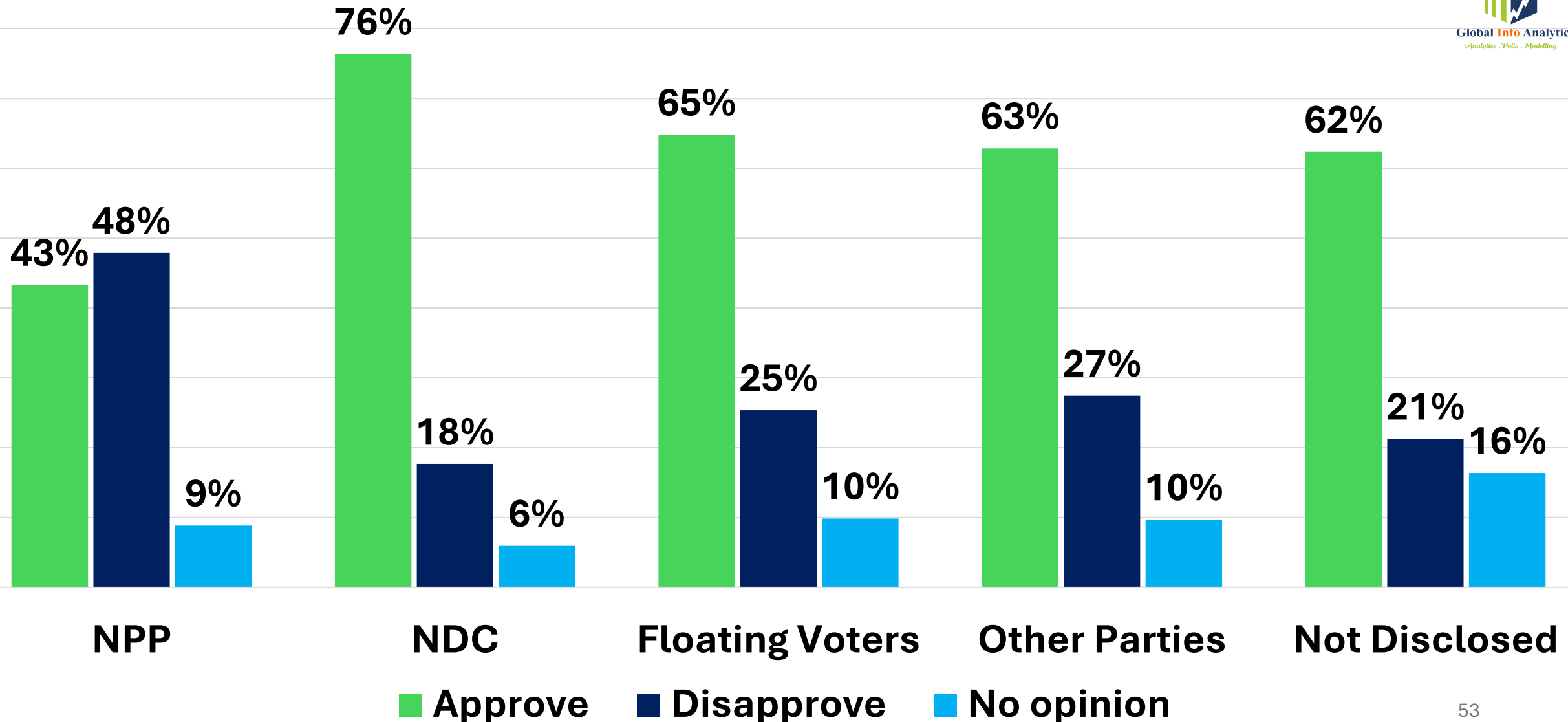
# A member of parliament should not be allowed to serve as a minister-Party Affiliations



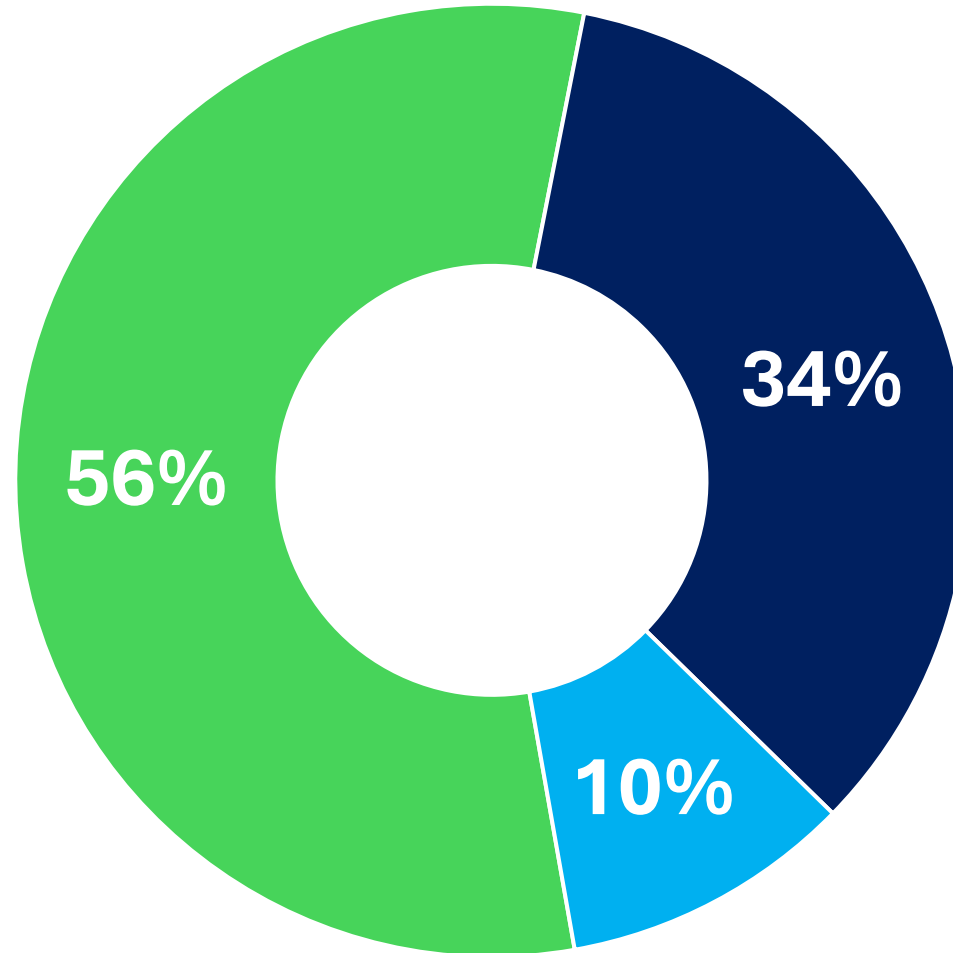
# Election of MMDCEs



# Election of MMDCs-Party Affiliations

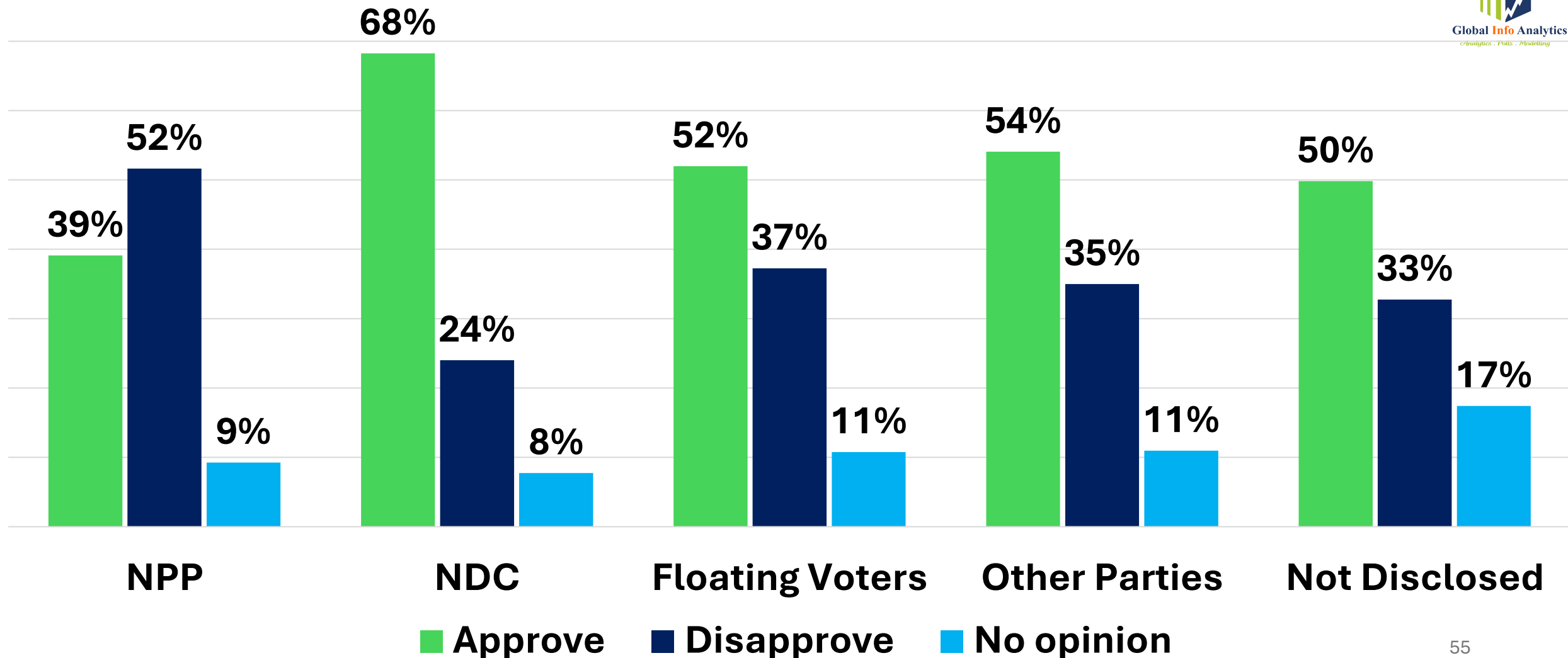


# Reduce the minimum age to contest for president to 30 years

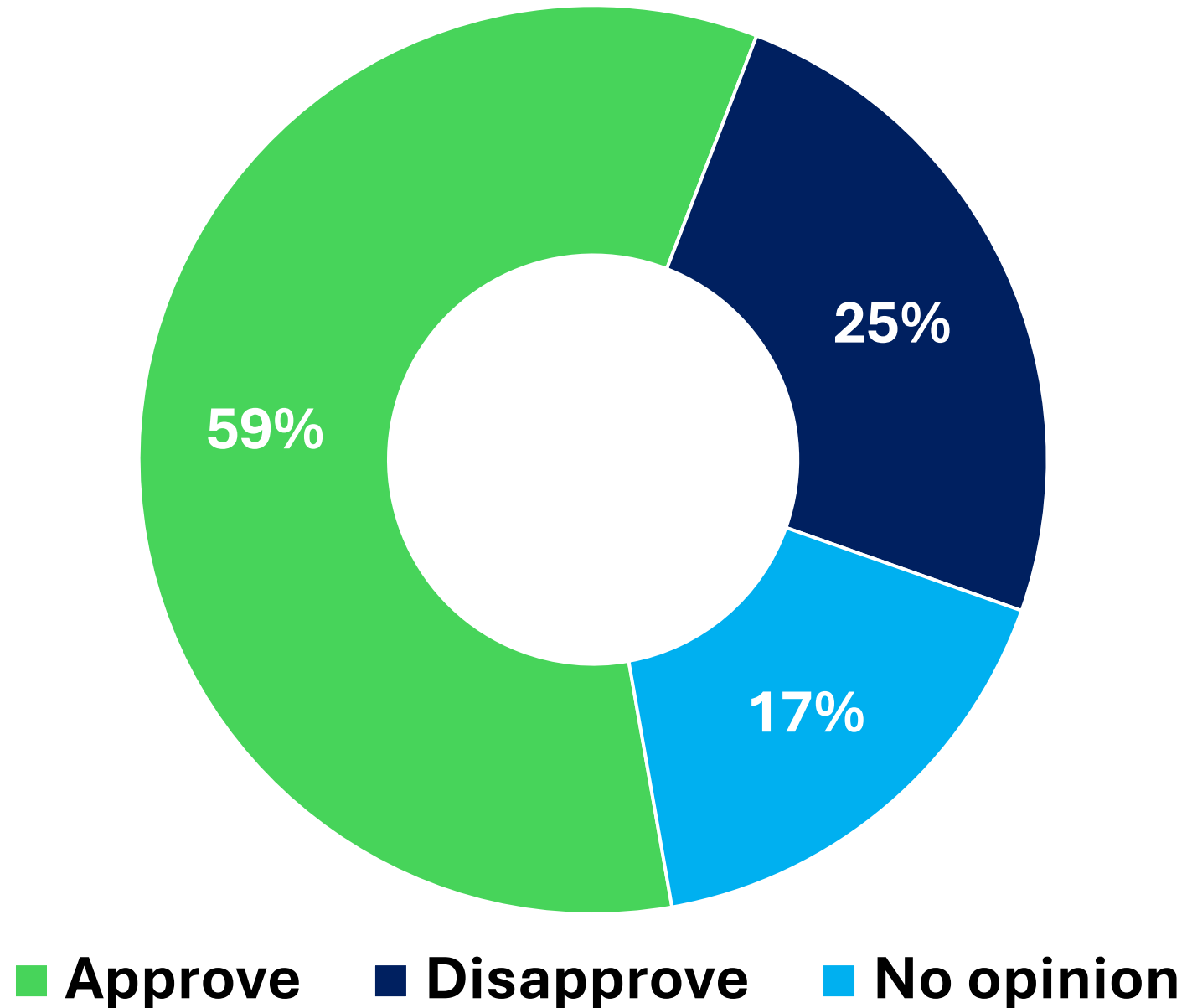


■ Approve    ■ Disapprove    ■ No opinion

# Reduce the minimum age to contest for president to 30 years-- Party Affiliations

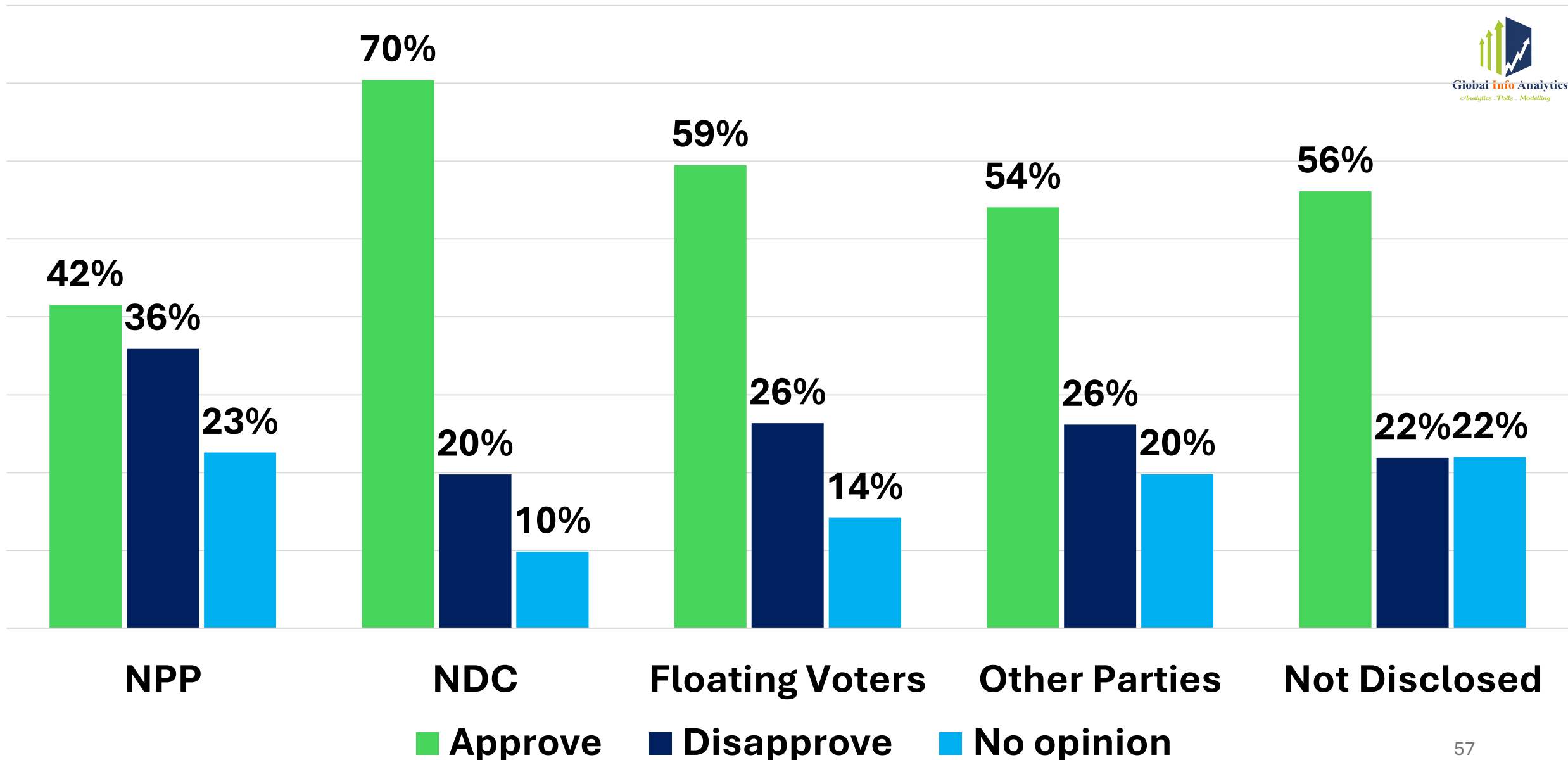


# Abolish the Death Penalty

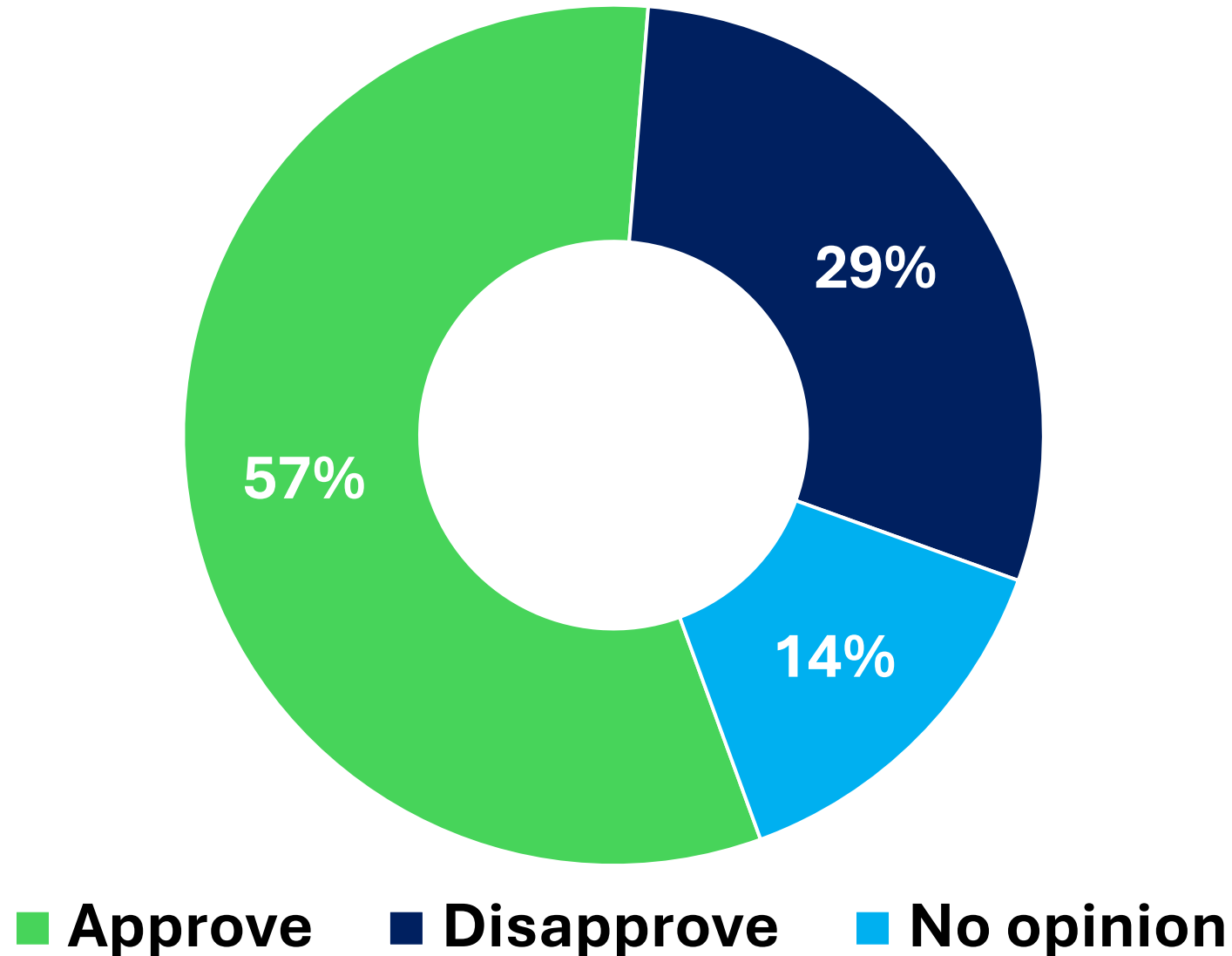




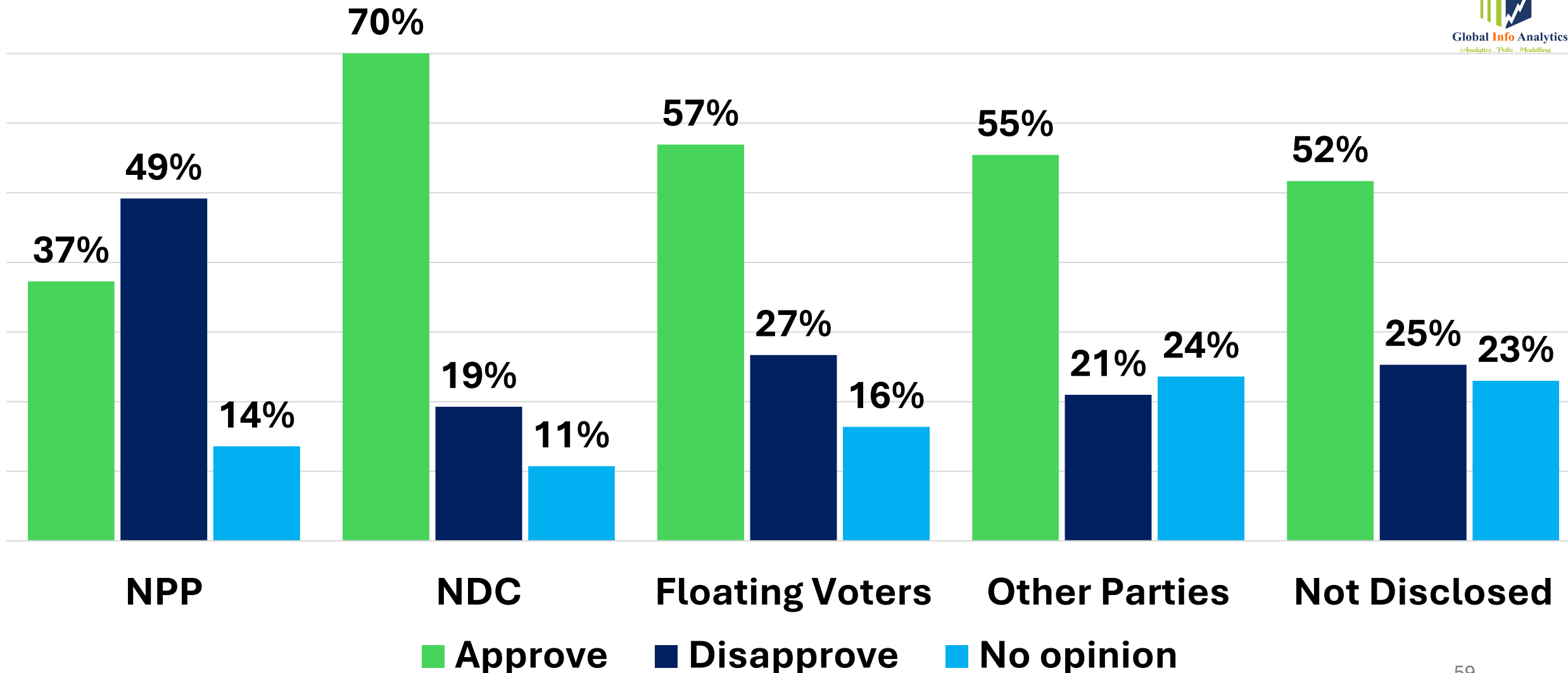
# Abolish the Death Penalty-Party Affiliations



# Restrict Political Campaign Period to 120 days before General Election



# Restrict Political Campaign Period to 120 days before General Election-Party Affiliations



# MPs Performance-Constituencies



# MPs Performance-Constituencies



	Excellent	V.Good/Good	Average	Poor/V.Poor
Asunafo South	26%	54%	0%	21%
Asutifi South	14%	55%	6%	25%
Manhyia North	0%	80%	20%	0%
Atwima Nwabiagya South	32%	15%	0%	53%
Suame	14%	38%	1%	47%
Offinso South	14%	56%	24%	6%
Asawase	48%	26%	0%	26%
Adansi Asokwa	4%	55%	35%	7%
Obuasi West	0%	11%	61%	28%
Effiduase/Asokore	0%	71%	25%	4%
Ahafo Ano North	3%	72%	4%	21%
Atwima Kwanwoma	0%	58%	28%	14%
Atwima Mponua	27%	27%	4%	42%
Kwadaso	0%	69%	30%	1%
Afigya Kwabre South	7%	56%	24%	13%
Ahafo Ano South-East	2%	49%	36%	13%

# MPs Performance-Constituencies



	Excellent	V.Good/Good	Average	Poor/V.Poor
Tain	7%	55%	2%	36%
Dormaa East	2%	58%	24%	16%
Jaman North	11%	44%	16%	29%
Banda	3%	71%	0%	26%
Pru West	9%	58%	10%	22%
Pru East	8%	66%	13%	14%
Nkoranza North	9%	57%	19%	16%
Effutu	27%	53%	4%	17%
Upper Denkyira East	25%	48%	5%	22%
Awutu Senya East	26%	37%	8%	29%
Gomoa West	42%	32%	2%	23%
Abura Asebu Kwamankese	33%	37%	2%	28%
Ajumako Enyan Esiam	22%	54%	8%	16%
Cape Coast North	19%	61%	8%	12%
Atiwa East	5%	45%	15%	35%
Upper Manya Krobo	15%	22%	15%	48%

# MPs Performance-Constituencies



	Excellent	V.Good/Good	Average	Poor/V.Poor
Afram Plains South	16%	75%	3%	6%
Abuakwa North	0%	13%	33%	54%
Achiase	4%	8%	11%	77%
Asuogyaman	32%	59%	5%	5%
Fanteakwa North	11%	49%	19%	21%
Kade	5%	32%	7%	56%
Lower West Akim	0%	43%	28%	28%
Fanteakwa South	4%	9%	33%	54%
Dadekotopon	1%	52%	18%	29%
Tema Central	35%	65%	0%	0%
Domeabra-Obom	18%	64%	11%	7%
Krowor	50%	13%	35%	2%
Trobu	3%	36%	1%	59%
Kpone-Katamanso	18%	54%	9%	19%
Ada	0%	64%	14%	22%
Bortianor-Ngleshie Amanfro	30%	38%	23%	9%

# MPs Performance-Constituencies



	Excellent	V.Good/Good	Average	Poor/V.Poor
Ayawaso East	7%	69%	14%	9%
Sege	11%	66%	14%	10%
Chereponi	29%	49%	4%	18%
Nalerigu / Gambaga	13%	75%	4%	9%
Kpandai	1%	50%	9%	40%
Kumbungu	13%	57%	5%	25%
Bimbilla	45%	50%	1%	4%
Wulesnsi	16%	46%	8%	30%
Zabzugu	1%	50%	17%	32%
Krachi Nchumuru	10%	49%	0%	41%
Nkwanta South	1%	57%	13%	29%
Krachi East	40%	38%	12%	10%
Yapei/Kusawgu	36%	53%	3%	8%
Bole-Bamboi	6%	44%	26%	24%
Bolgatanga Central	4%	30%	24%	42%
Builsa North	16%	27%	27%	31%



# MPs Performance-Constituencies



	Excellent	V.Good/Good	Average	Poor/V.Poor
Builsa South	83%	14%	3%	0%
Bolga East	26%	57%	3%	14%
Navrongo Central	6%	15%	7%	72%
Daffiama/Bussie/Issa	0%	81%	2%	17%
Lawra	4%	49%	18%	29%
Jirapa	12%	78%	6%	4%
Adaklu	61%	31%	1%	8%
Akatsi North	44%	50%	2%	4%
North Dayi	46%	46%	0%	8%
Agotime Ziope	47%	53%	0%	0%
Akatsi South	20%	59%	4%	17%
Effia	2%	38%	42%	18%
Amenfi East	4%	26%	54%	16%
Ahanta West	53%	34%	2%	11%
Takoradi	14%	41%	9%	36%
Amenfi West	33%	46%	10%	11%


# MPs Performance-Constituencies



	Excellent	V.Good/Good	Average	Poor/V.Poor
Aowin	27%	22%	13%	39%
Bia East	29%	54%	7%	10%
Bia West	3%	57%	16%	24%

# Top Performing MPs with Excellent/V.Good/Good Score of 80% plus

# Outstanding Performing MPs from the 83 Constituencies Polled

	<b>Constituencies</b> 	<b>Excellent/V.Good /Good</b>	<b>Average</b>	<b>Poor/V.Poor</b>
1	Agotime Ziope	100%	0%	0%
2	Tema Central	100%	0%	0%
3	Builsa South	97%	3%	0%
4	Bimbilla	95%	1%	4%
5	Akatsi North	94%	2%	4%
6	North Dayi	92%	0%	8%
7	Adaklu	92%	1%	8%
8	Asuogyaman	91%	5%	5%
9	Afram Plains South	90%	3%	6%
10	Jirapa	90%	6%	4%

# Outstanding Performing MPs from the 83 Constituencies Polled



	Constituencies	Excellent/ V.Good/Good	Average	Poor/ V.Poor
11	Yapei/Kusawgu	89%	3%	8%
12	Nalerigu / Gambaga	87%	4%	9%
13	Ahanta West	87%	2%	11%
14	Bia East	83%	7%	10%
15	Bolga East	83%	3%	14%
16	Domeabra-Obom	82%	11%	7%
17	Daffiama/Bussie/Issa	81%	2%	17%
18	Cape Coast North	80%	8%	12%
19	Manhyia North	80%	20%	0%



**Mr Mussa K. Dankwah**

**Contact: +233 541 222 634**

**Lead Pollster/Head of Global Research**

**Emails: [m.dankwah@globalinfoanalytics.com](mailto:m.dankwah@globalinfoanalytics.com)**

**<http://globalinfoanalytics.com>**

**LinkedIn: <https://www.linkedin.com/in/mussa-dankwah-72797048/>**

**Other contacts**

**Dr Eugene Kumi-Arhin: 020 904 9875**

**Eugene Boakye: 054 975 2016**

**Fadima Amadu: 025 670 1324**