


# Kpandai Constituency By-Election Poll

**14<sup>th</sup> December 2025**





# Summary of Findings

- ❑ A new poll by Global InfoAnalytics for the Kpandai by-election shows the NPP candidate, Hon Mathew Nyindam, leads the race with 50% while the NDC's candidate, Daniel Nsala Wakpal attracts 46% of the vote, 1% will vote for Donkor Eric Nipani while 3% are undecided. The race is statistically dead heat as Hon Mathew Nyindam's lead is within the poll's margin error of  $\pm 3.9\%$
- ❑ The poll shows that 2% of voters who voted for Hon Nyindam have switched their votes to Daniel Wakpal but same percentage have also switched from Wakpal to Nyindam. However, the poll also shows that 28% of voters who voted for Donor Eric Nipani have switched their votes to Mathew Nyindam, giving him a lifeline.
- ❑ On the performance of the Hon Mathew Nyindam in his short stint in the current parliament, 3% of the voters rated him excellent, 32% as very good/good, 36% say average and 29% rated him poor/very poor.
- ❑ Overall, voters in the Kpandai constituency believe Ghana is headed in the right direction. 66% of voters believe Ghana is headed in the right direction compared to 26% who said wrong direction with further 8% saying they have no opinion.
- ❑ The poll shows that 37% of NPP voters believe the country is headed in the right direction compared to 47% who said wrong direction with further 16% saying they have no opinion. For NDC voters, 97% said right direction, 3% said wrong direction while 1% have no opinion. However, among floating voters, 65% said the country is headed in the right direction, 27% said wrong direction and 8% did not have an opinion.

# Summary of Findings

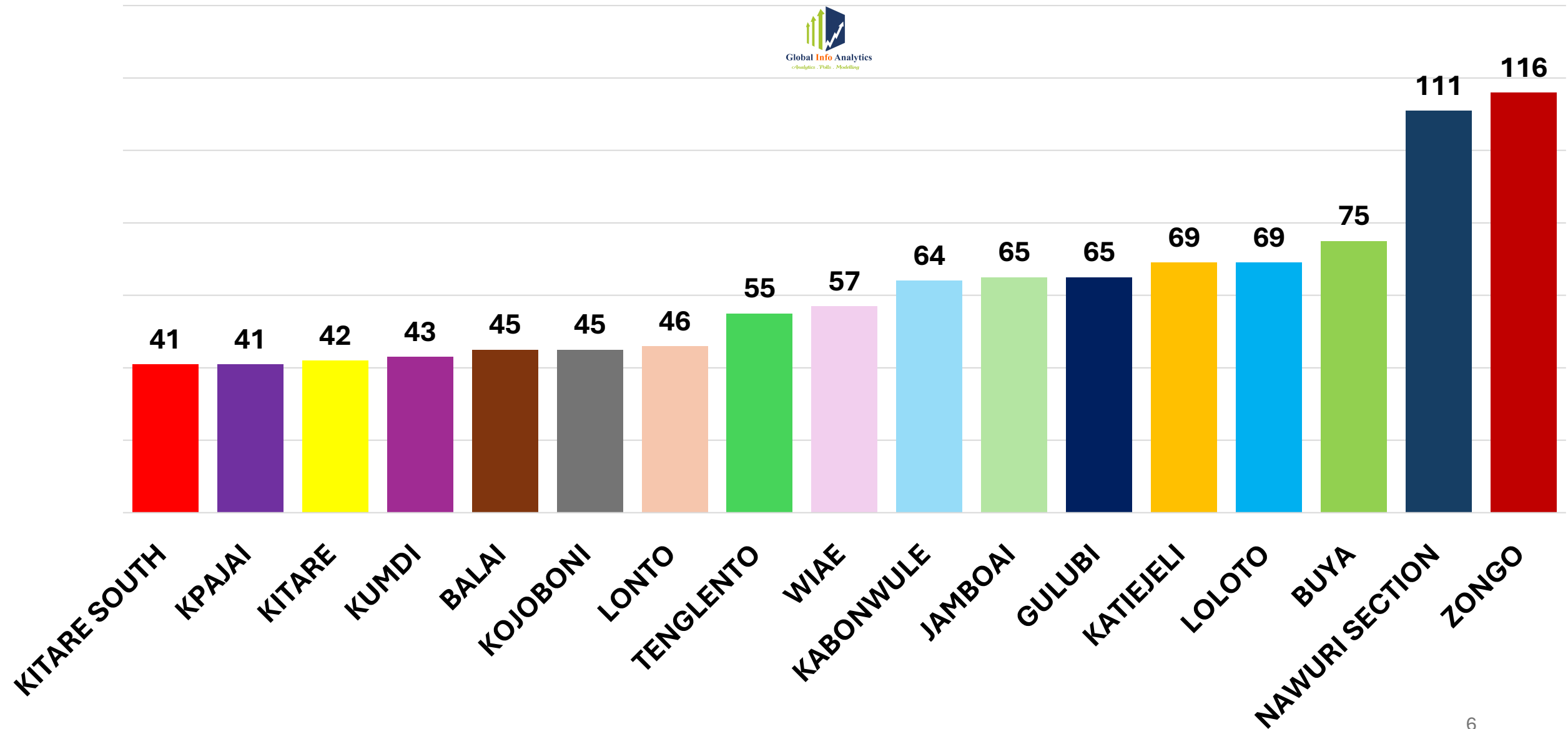
- ❑ On the job approval of the president, 64% of voters approve of the president's job performance while 27% disapprove with further 9% saying they have no opinion.
- ❑ 33% of NPP voters approve of the job the president is doing compared to 49% who disapprove and 18% have no opinion. For the NDC, 95% approve, 4% disapprove and 1% have no opinion. Among floating voters, 62% approve, 35% disapprove and 3% have no opinion.
- ❑ On their current economic condition since John Mahama took over, 54% said it has improved, 34% said it has not changed, 11% said it has deteriorated while 1% do not know.
- ❑ The top issues which will influence voters choice on whom they would vote for are jobs, 34%, economy, 18% and roads, 15%.
- ❑ The poll which was conducted among 1035 voters between 11<sup>th</sup> -13<sup>th</sup> December 2025 using face-to-face has a confidence level of 99% and a margin of error of  $\pm 3.90\%$ .
- ❑ The final poll for the by-election will be conducted between 25<sup>th</sup>-28<sup>th</sup> and report expected on 28<sup>th</sup> or 29<sup>th</sup> December 2025.

# Methodology and Approach

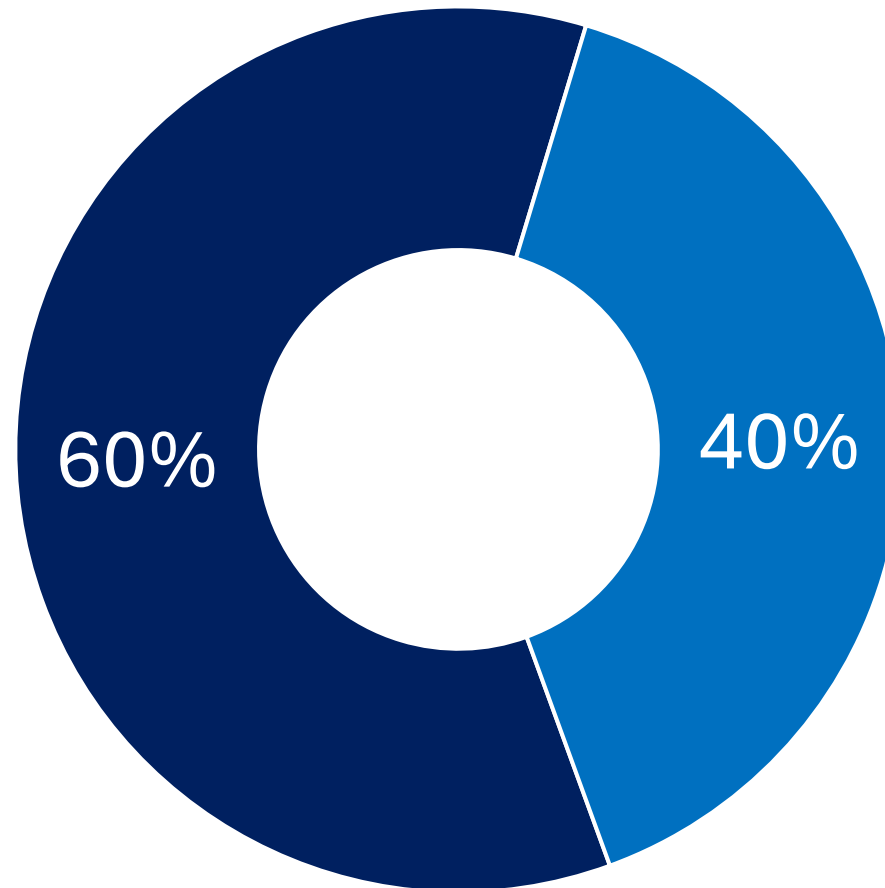
<b>Sample Size</b>	<ul style="list-style-type: none"><li>• 1,065</li></ul>
<b>Sample Deployment</b>	<ul style="list-style-type: none"><li>• 17 out of 27 Electoral Areas</li></ul>
<b>Sample Method</b>	<ul style="list-style-type: none"><li>• Random probability sampling</li></ul>
<b>Confidence Level</b>	<ul style="list-style-type: none"><li>• 99%</li></ul>
<b>Margin of Error</b>	<ul style="list-style-type: none"><li>• ±3.9% Demographic analysis will carry significant margin of error</li></ul>
<b>Survey type</b>	<ul style="list-style-type: none"><li>• Computer Assisted Personal Interviews (CAPI)</li></ul>
<b>Period of Interviews</b>	11-13 December 2025

Note that due to rounding up of the data, some total when manually computed may be less or greater than 100% (99% or 101%)

# Sample Allocations

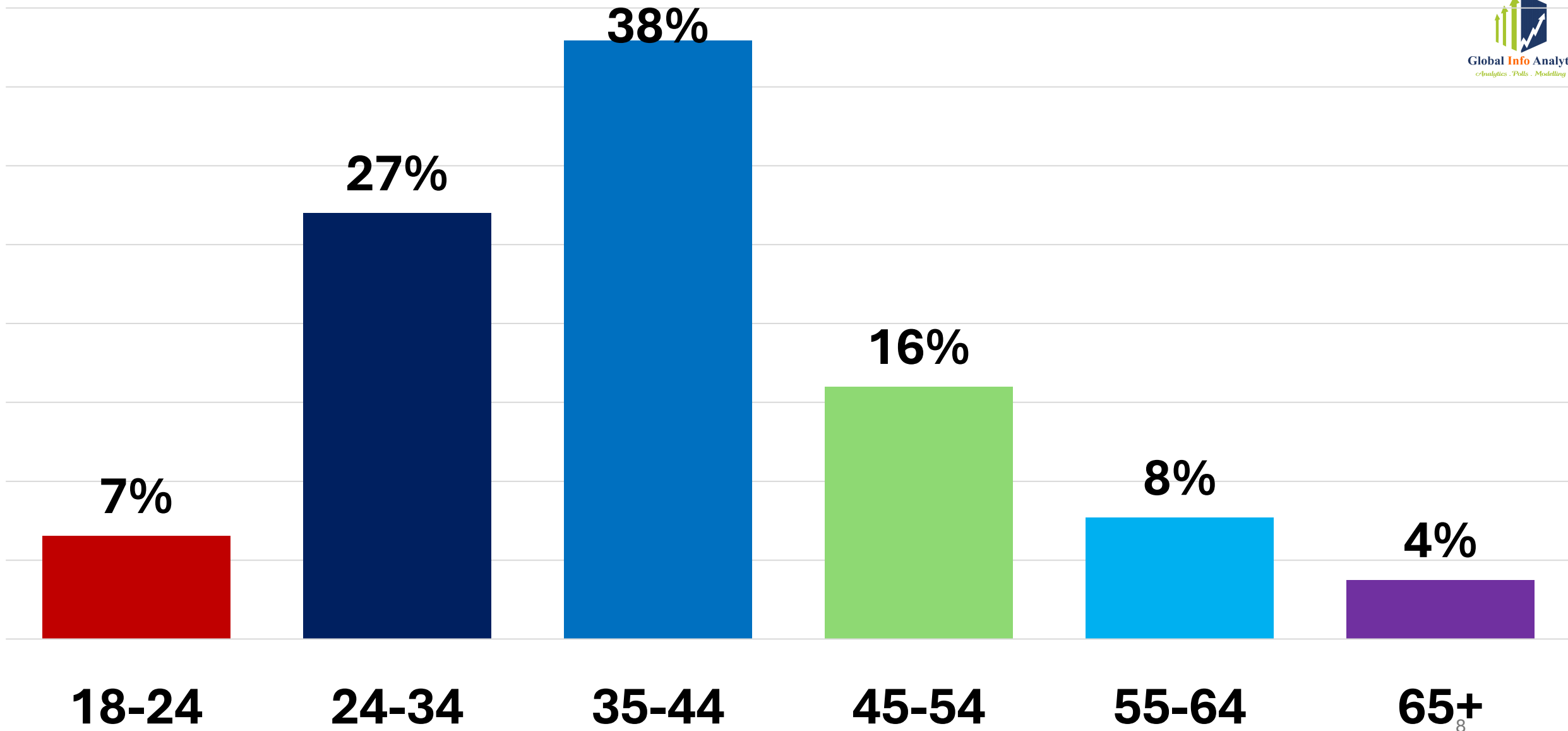


# Gender



■ Male ■ Female

# Age Groups





# Education Level



**9%**

**JHS**

**30%**

**SHS**

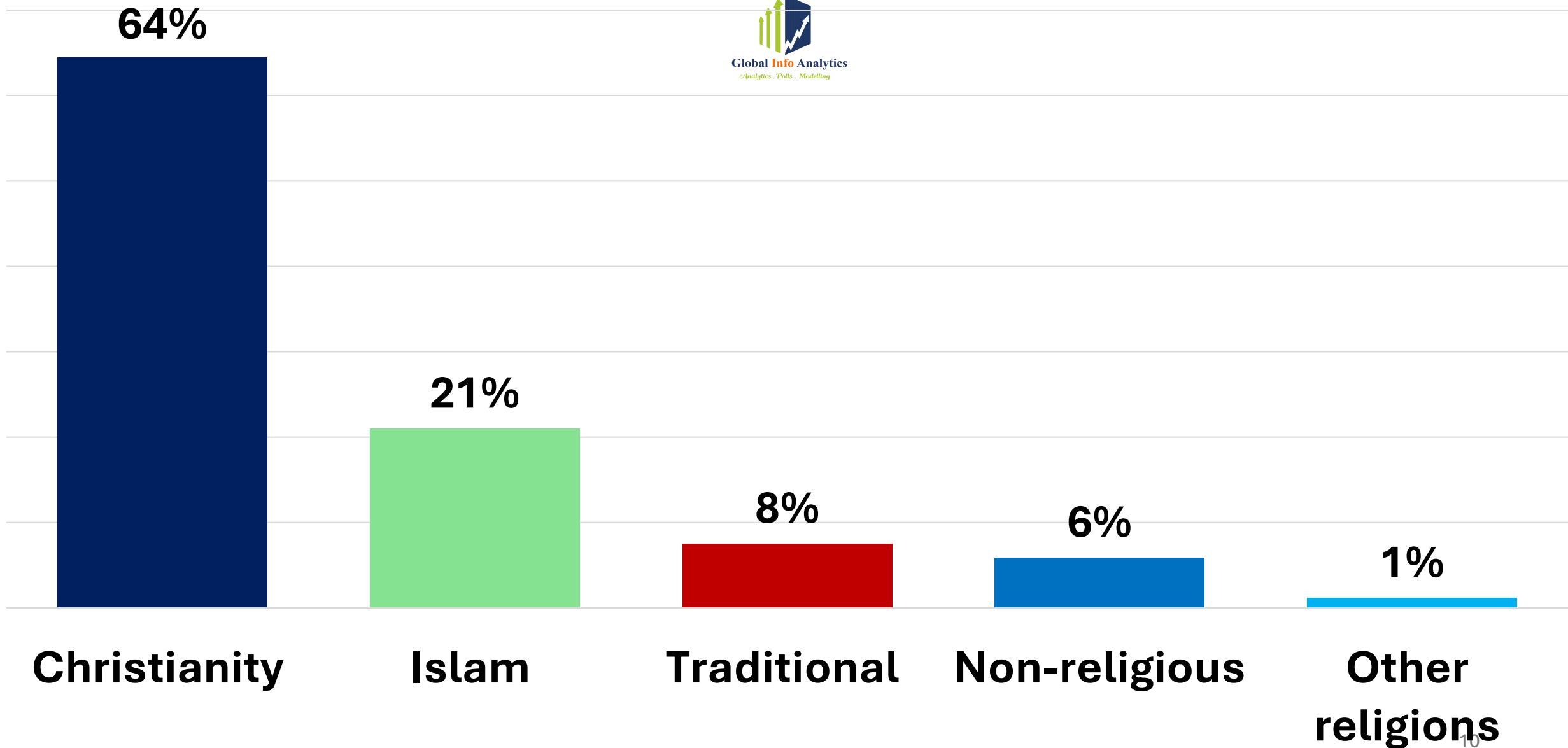
**18%**

**Tertiary**

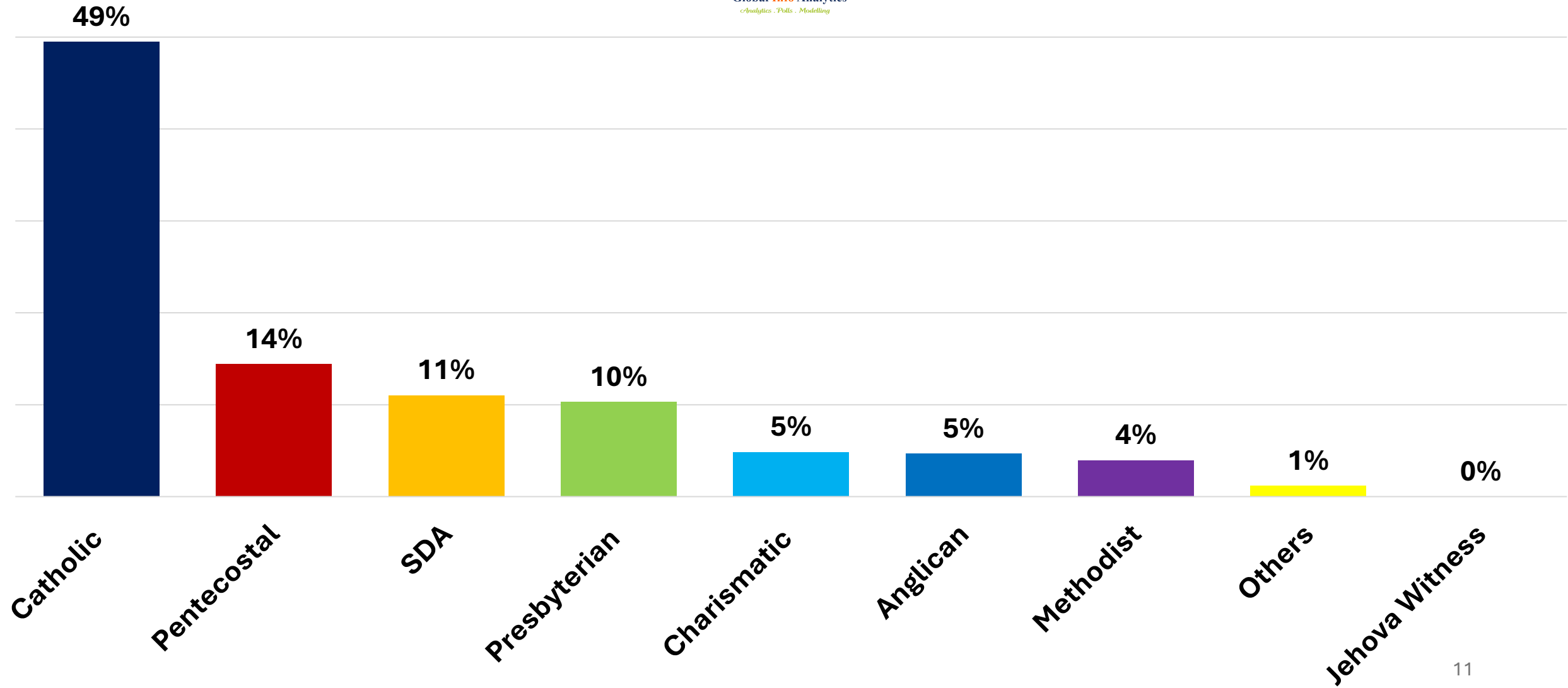
**43%**

**No Formal  
Qual.**

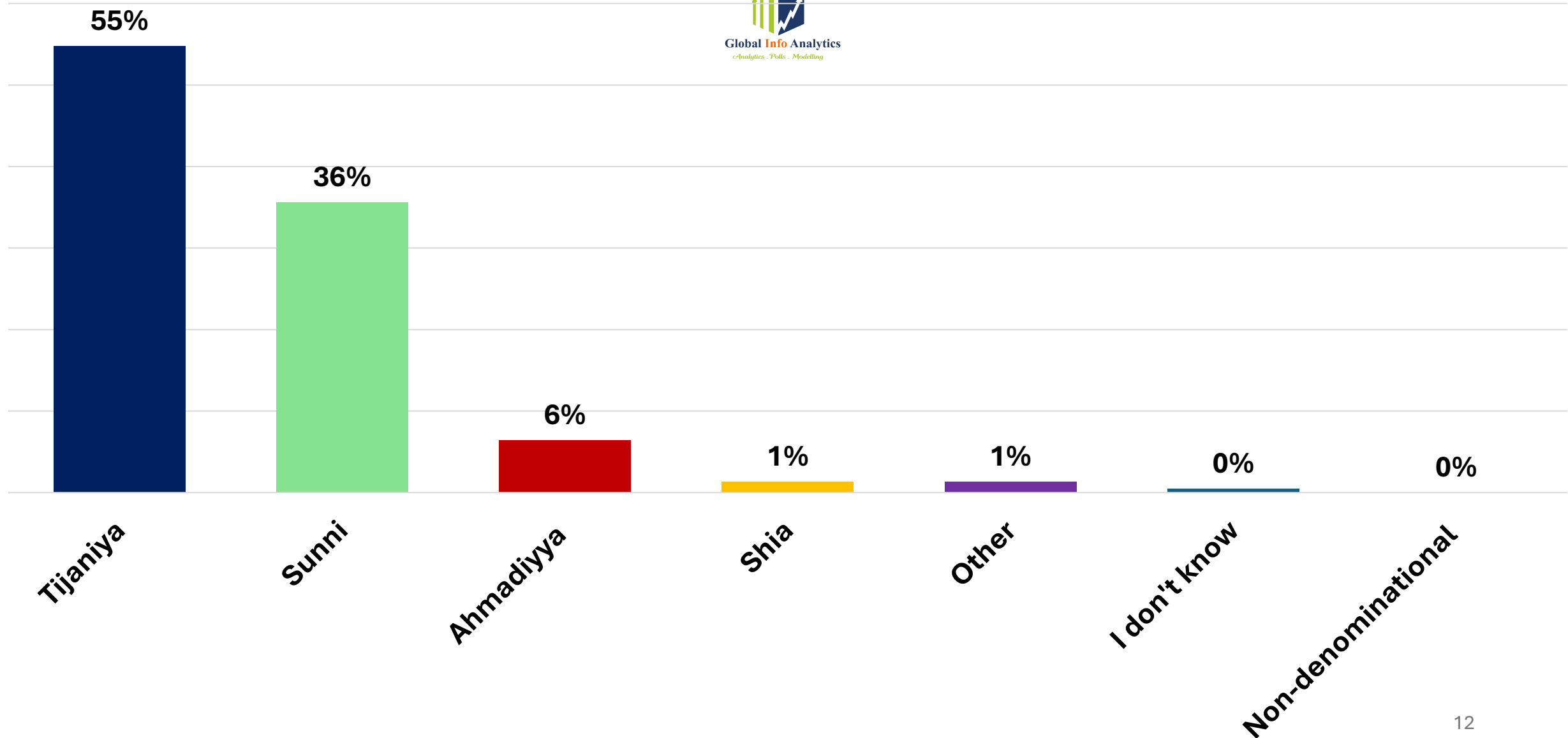
# Religion



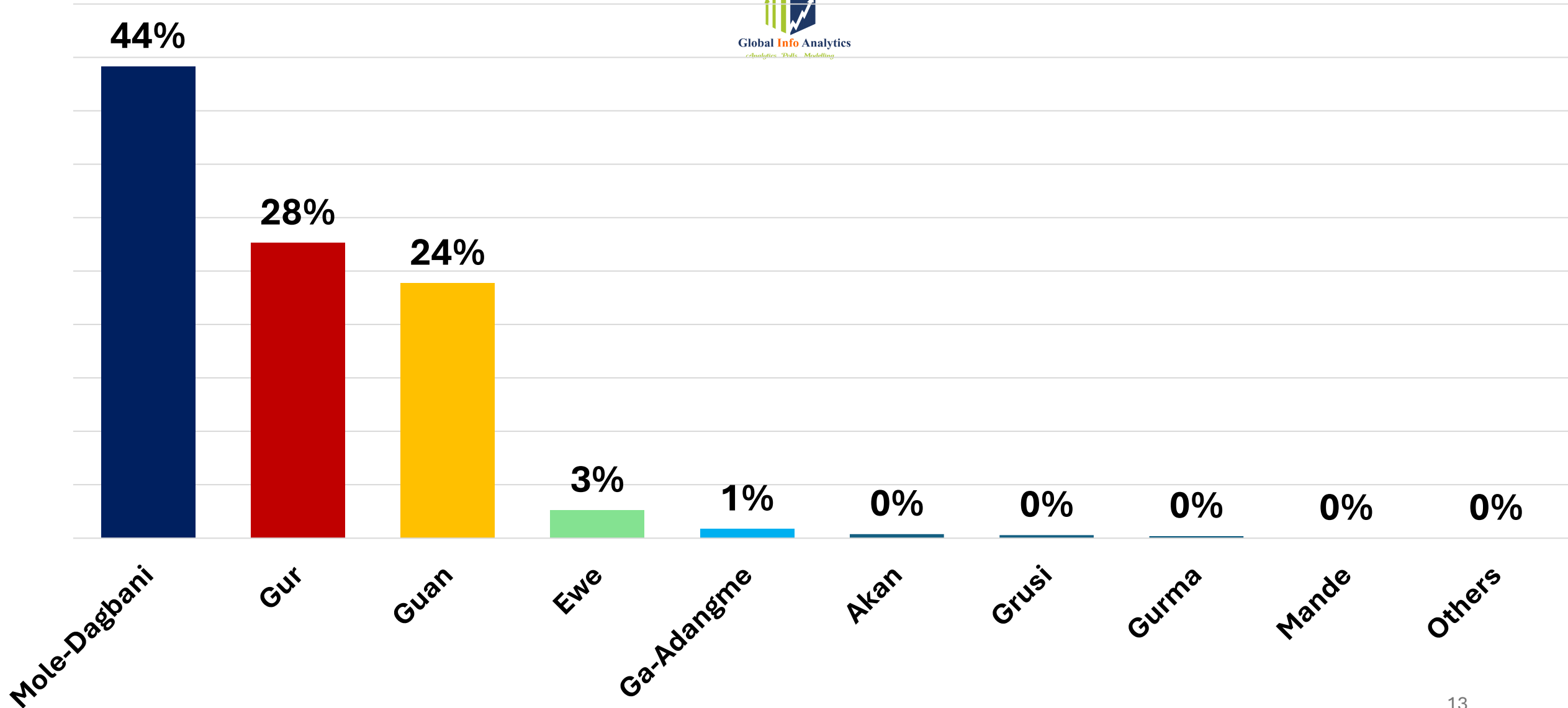
# Christian Denomination



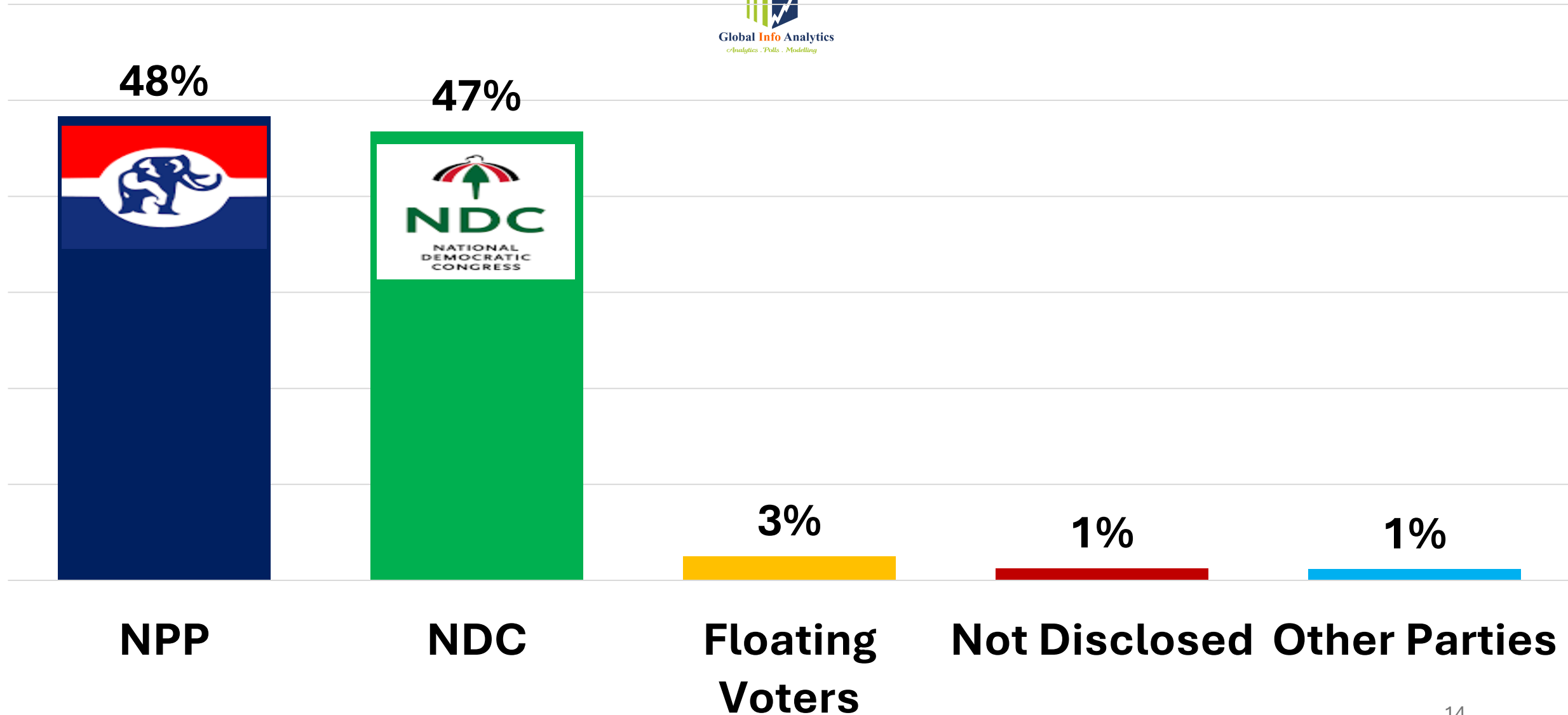
# Islamic Sects



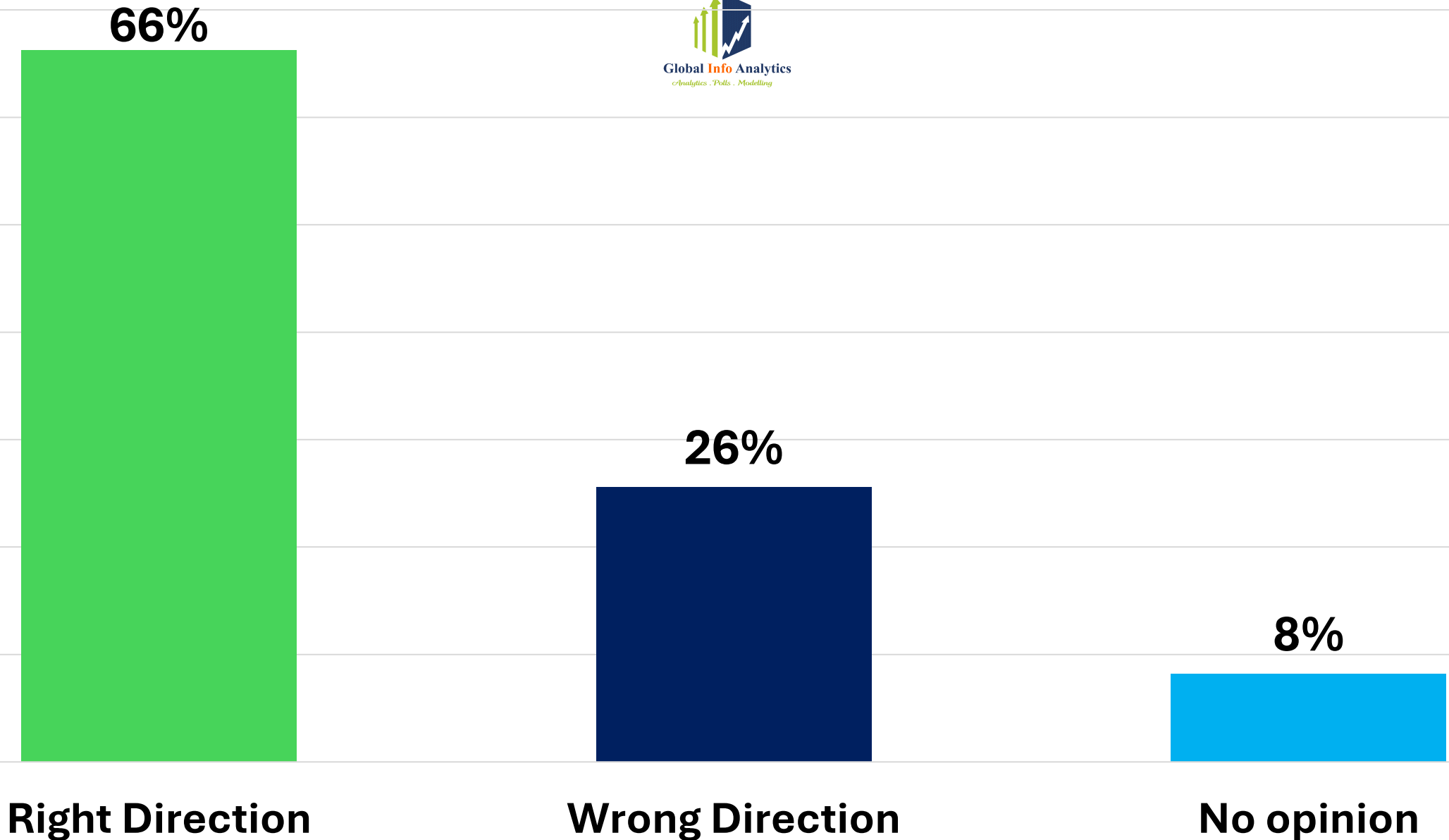
# Ethnic Groups



# Political Party Affiliations



# Direction of the Country



# Direction of the Country-Party Affiliations

	NPP	NDC	FV	Others	Not Disclosed
<b>Right Direction</b>	<b>37%</b>	<b>97%</b>	<b>65%</b>	<b>58%</b>	<b>92%</b>
<b>Wrong Direction</b>	<b>47%</b>	<b>3%</b>	<b>27%</b>	<b>33%</b>	<b>8%</b>
<b>No Opinion</b>	<b>16%</b>	<b>1%</b>	<b>8%</b>	<b>8%</b>	<b>0%</b>
<b>Total</b>	<b>100%</b>	<b>100%</b>	<b>100%</b>	<b>100%</b>	<b>100%</b>



# President's Job Approval



**64%**



**Approved**

**27%**



**Disapproved**

**9%**

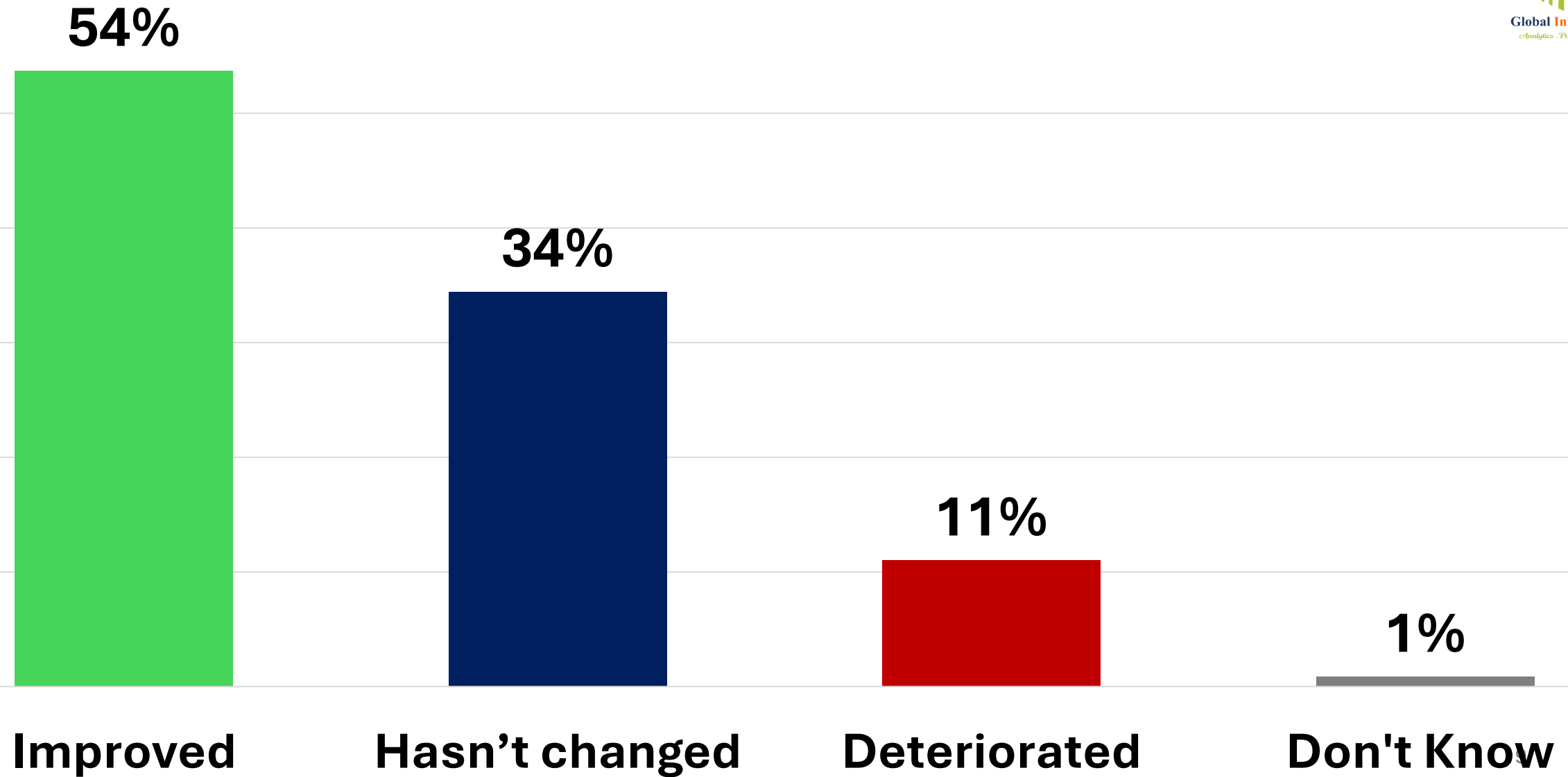


**No opinion**

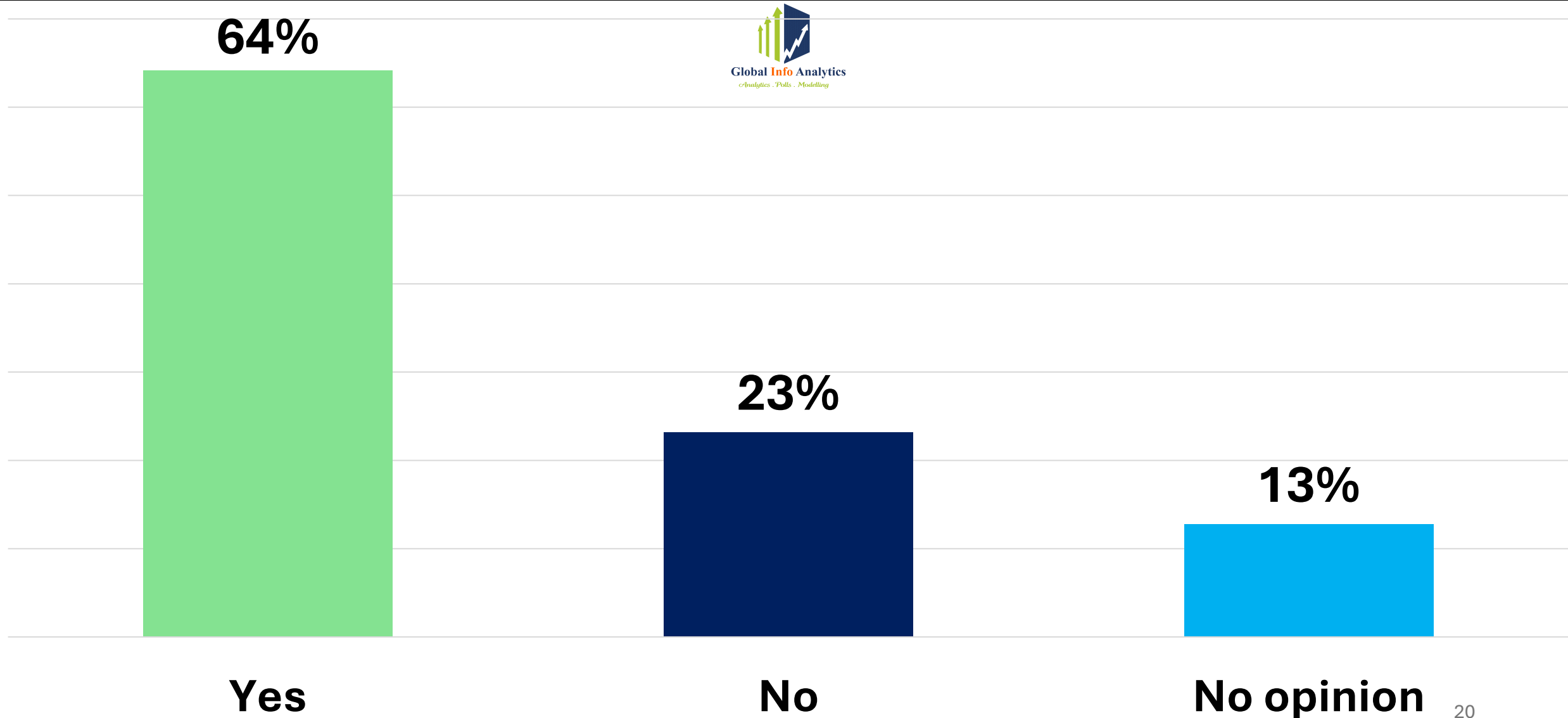
# President's Job Approval-Party Affiliations

	NPP	NDC	FV	Others	Not Disclosed
<b>Approved</b>	<b>37%</b>	<b>97%</b>	<b>65%</b>	<b>58%</b>	<b>92%</b>
<b>Disapproved</b>	<b>47%</b>	<b>3%</b>	<b>27%</b>	<b>33%</b>	<b>8%</b>
<b>No Opinion</b>	<b>16%</b>	<b>1%</b>	<b>8%</b>	<b>8%</b>	<b>0%</b>
<b>Total</b>	<b>100%</b>	<b>100%</b>	<b>100%</b>	<b>100%</b>	<b>100%</b>

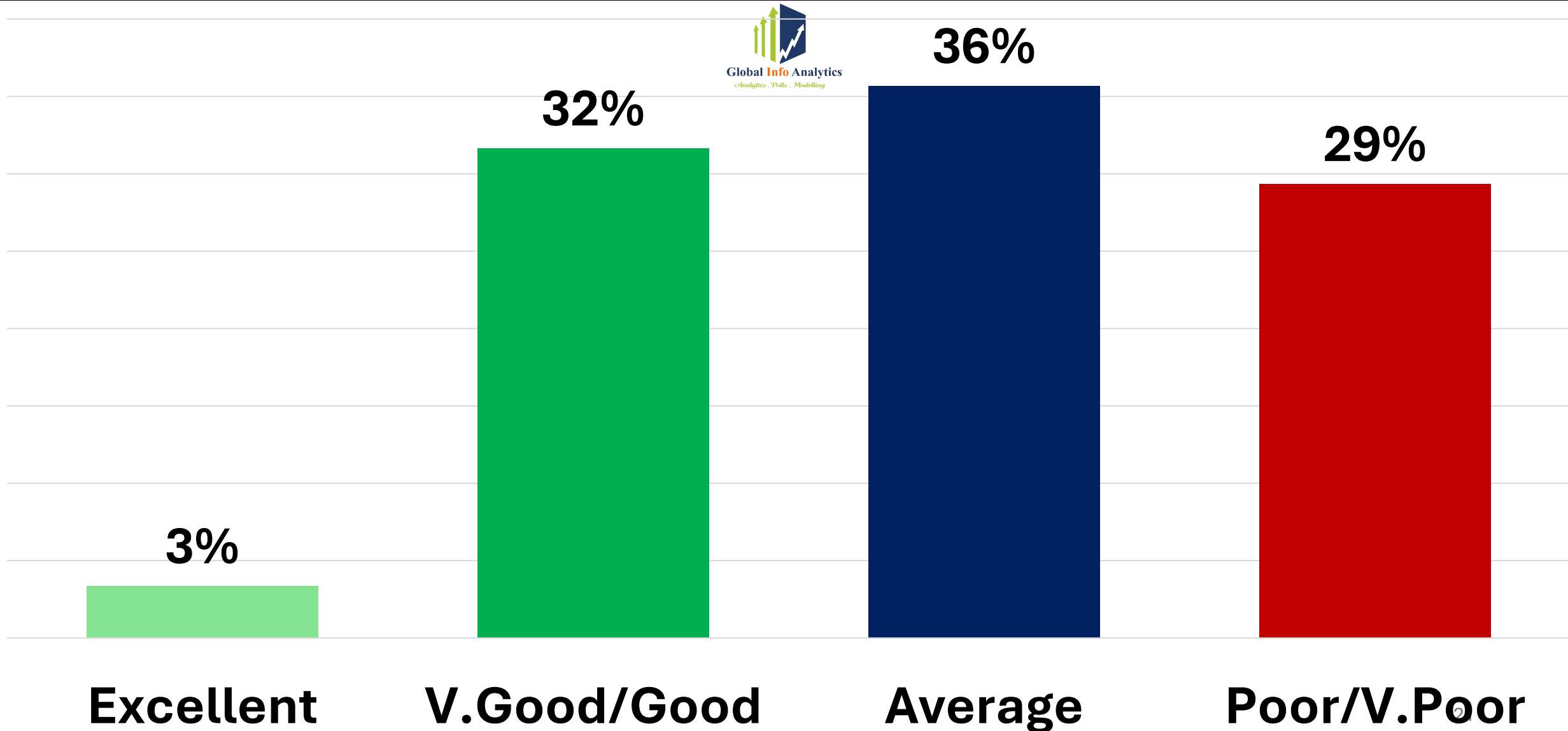
# Personal economic situation since Mahama took over



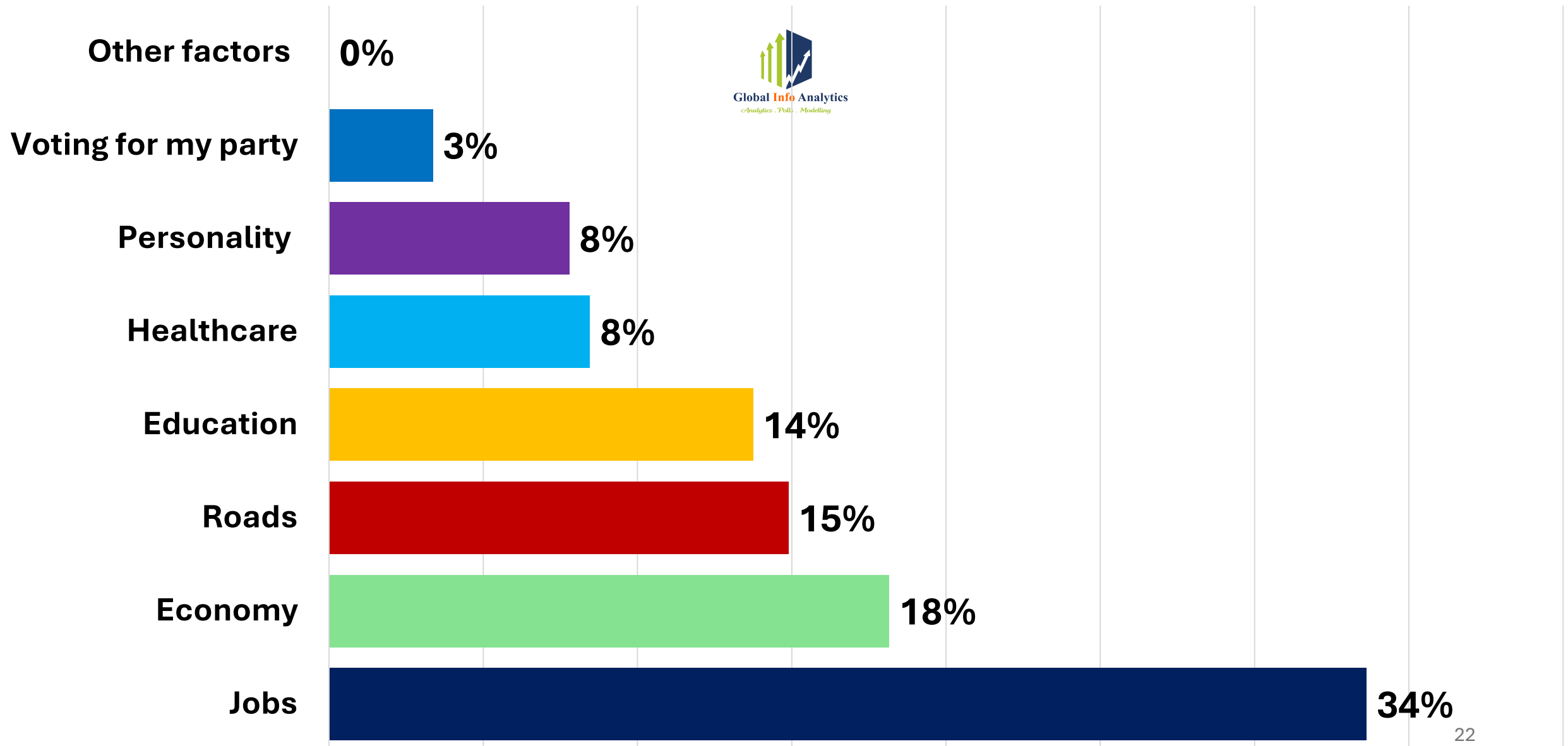
# Are you optimistic your standard of living will improve in the next 12 months?



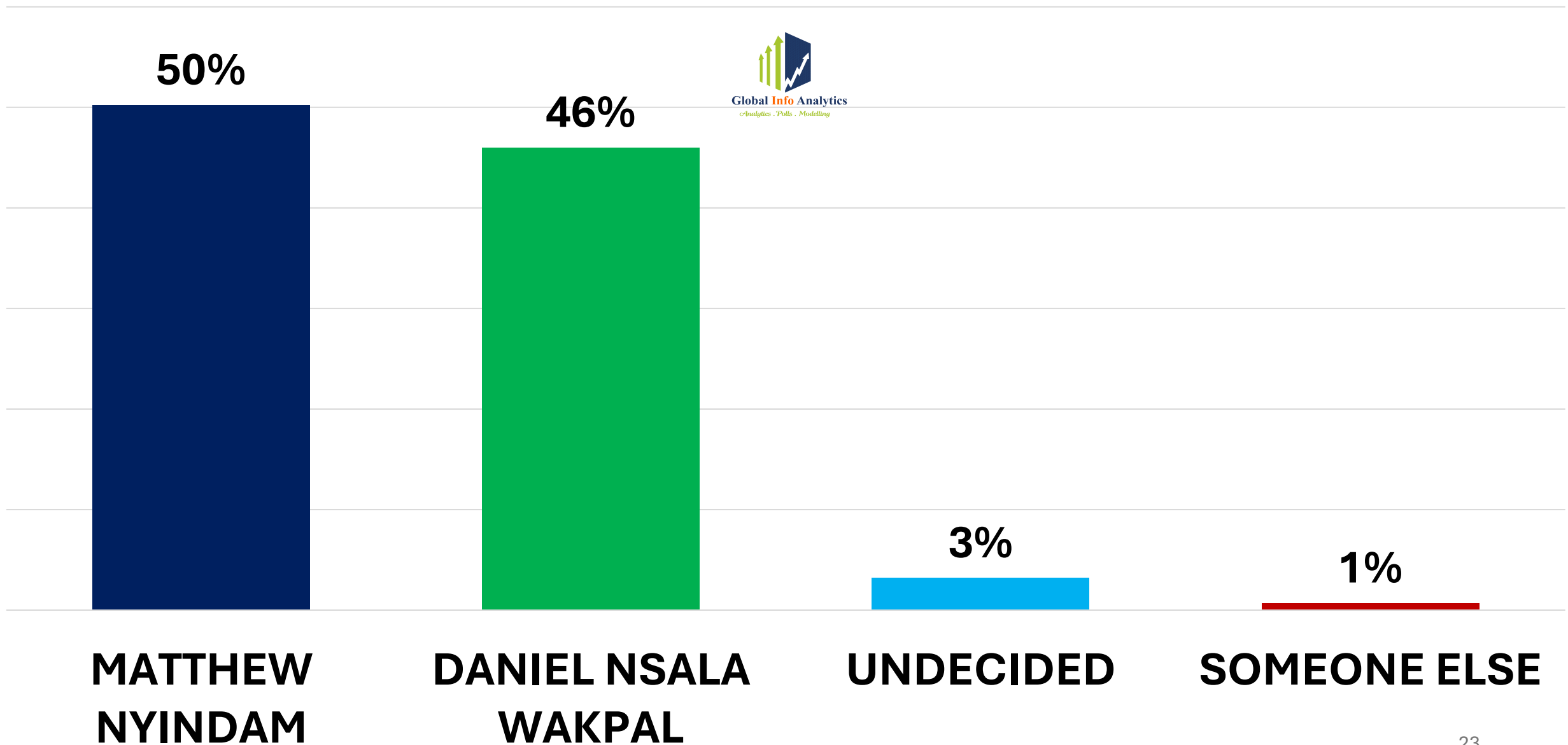
# How do you assess the performance of your MP before the seat was declared vacant?



# Key Factors which will influence voters' decision



# Who would you vote for in the upcoming by-election?



# Who did you vote for in the 2024 Elections

50%



**MATTHEW  
NYINDAM**

48%



**DANIEL NSALA  
WAKPAL**

2%



**Not Disclosed**



# How December 2024 Voters intend to vote now

	<b>MATTHEW NYINDAM</b>	<b>DANIEL NSALA WAKPAL</b>	<b>Not Disclosed</b>	<b>Total</b>
<b>MATTHEW NYINDAM</b>	<b>98%</b>	<b>2%</b>	<b>0%</b>	<b>100%</b>
<b>DANIEL WAKPAL</b>	<b>2%</b>	<b>97%</b>	<b>1%</b>	<b>100%</b>
<b>SOMEONE ELSE</b>	<b>29%</b>	<b>0%</b>	<b>71%</b>	<b>100%</b>
<b>UNDECIDED</b>	<b>0%</b>	<b>58%</b>	<b>42%</b>	<b>100%</b>
<b>WILL NOT VOTE</b>	<b>0%</b>	<b>100%</b>	<b>0%</b>	<b>100%</b>

# How December 2024 Voters intend to vote now

	NPP	NDC	Floating Voters	Other Parties	Not Disclosed
<b>MATTHEW NYINDAM</b>	<b>98%</b>	<b>3%</b>	<b>35%</b>	<b>17%</b>	<b>23%</b>
<b>DANIEL NSALA WAKPAL</b>	<b>2%</b>	<b>93%</b>	<b>35%</b>	<b>50%</b>	<b>15%</b>
<b>SOMEONE ELSE</b>	<b>0%</b>	<b>0%</b>	<b>23%</b>	<b>8%</b>	<b>0%</b>
<b>UNDECIDED</b>	<b>0%</b>	<b>4%</b>	<b>8%</b>	<b>25%</b>	<b>54%</b>
<b>WILL NOT VOTE</b>	<b>0%</b>	<b>0%</b>	<b>0%</b>	<b>0%</b>	<b>8%</b>
	<b>100%</b>	<b>100%</b>	<b>100%</b>	<b>100%</b>	<b>100%</b>

# Direction of the Country/President's Approval and voting intentions

# Direction of the country and voting intentions

	Right Direction	Wrong Direction	No Opinion
<b>MATTHEW NYINDAM</b>	<b>28%</b>	<b>94%</b>	<b>94%</b>
<b>DANIEL NSALA WAKPAL</b>	<b>67%</b>	<b>4%</b>	<b>1%</b>
<b>SOMEONE ELSE</b>	<b>1%</b>	<b>0%</b>	<b>1%</b>
<b>UNDECIDED</b>	<b>4%</b>	<b>2%</b>	<b>4%</b>
<b>WILL NOT VOTE</b>	<b>0%</b>	<b>0%</b>	<b>0%</b>
	<b>100%</b>	<b>100%</b>	<b>100%</b>

# President's Job Approval and voting intentions

	Approve	Disapprove	No Opinion
<b>MATTHEW NYINDAM</b>	<b>26%</b>	<b>91%</b>	<b>96%</b>
<b>DANIEL NSALA WAKPAL</b>	<b>69%</b>	<b>7%</b>	<b>0%</b>
<b>SOMEONE ELSE</b>	<b>1%</b>	<b>1%</b>	<b>0%</b>
<b>UNDECIDED</b>	<b>4%</b>	<b>0%</b>	<b>4%</b>
<b>WILL NOT VOTE</b>	<b>0%</b>	<b>0%</b>	<b>0%</b>
	<b>100%</b>	<b>100%</b>	<b>100%</b>

# Who would you vote for? - Demographics

# Who would you vote for-Gender

	Male	Female
<b>MATTHEW NYINDAM</b>	<b>53%</b>	<b>45%</b>
<b>DANIEL NSALA WAKPAL</b>	<b>43%</b>	<b>50%</b>
<b>SOMEONE ELSE</b>	<b>1%</b>	<b>0%</b>
<b>UNDECIDED</b>	<b>3%</b>	<b>4%</b>
<b>WILL NOT VOTE</b>	<b>0%</b>	<b>0%</b>

# Who would you vote for-Age

	18-24	25-34	35-44	45-54	55-64	65+
<b>MATTHEW NYINDAM</b>	<b>41%</b>	<b>52%</b>	<b>51%</b>	<b>49%</b>	<b>50%</b>	<b>54%</b>
<b>DANIEL WAKPAL</b>	<b>56%</b>	<b>44%</b>	<b>45%</b>	<b>47%</b>	<b>49%</b>	<b>41%</b>
<b>SOMEONE ELSE</b>	<b>0%</b>	<b>1%</b>	<b>1%</b>	<b>1%</b>	<b>1%</b>	<b>0%</b>
<b>UNDECIDED</b>	<b>3%</b>	<b>4%</b>	<b>3%</b>	<b>3%</b>	<b>0%</b>	<b>5%</b>
<b>WILL NOT VOTE</b>	<b>0%</b>	<b>0%</b>	<b>0%</b>	<b>0%</b>	<b>0%</b>	<b>0%</b>



# Who would you vote for-Education

	Junior High	Senior High	Tertiary	No Education
<b>MATTHEW NYINDAM</b>	<b>43%</b>	<b>50%</b>	<b>53%</b>	<b>50%</b>
<b>DANIEL NSALA WAKPAL</b>	<b>54%</b>	<b>47%</b>	<b>42%</b>	<b>45%</b>
<b>SOMEONE ELSE</b>	<b>1%</b>	<b>1%</b>	<b>1%</b>	<b>0%</b>
<b>UNDECIDED</b>	<b>1%</b>	<b>2%</b>	<b>4%</b>	<b>4%</b>
<b>WILL NOT VOTE</b>	<b>0%</b>	<b>0%</b>	<b>0%</b>	<b>0%</b>

# Who would you vote for?- RE

	Christianity	Islam	Traditional	Other religions	Non-religious
<b>MATTHEW NYINDAM</b>	<b>49%</b>	<b>54%</b>	<b>58%</b>	<b>33%</b>	<b>48%</b>
<b>DANIEL WAKPAL</b>	<b>47%</b>	<b>44%</b>	<b>38%</b>	<b>67%</b>	<b>44%</b>
<b>SOMEONE ELSE</b>	<b>1%</b>	<b>0%</b>	<b>3%</b>	<b>0%</b>	<b>0%</b>
<b>UNDECIDED</b>	<b>3%</b>	<b>2%</b>	<b>1%</b>	<b>0%</b>	<b>7%</b>
<b>WILL NOT VOTE</b>	<b>0%</b>	<b>0%</b>	<b>0%</b>	<b>0%</b>	<b>2%</b>

# Who would you vote for?- RE

	Akan	Guan	Ga- Adangme	Ewe	Mole- Dagbani	Gurma	Grusi	Mande	Gur
<b>MATTHEW NYINDAM</b>	<b>25%</b>	<b>44%</b>	<b>33%</b>	<b>52%</b>	<b>50%</b>	<b>50%</b>	<b>67%</b>	<b>0%</b>	<b>56%</b>
<b>DANIEL WAKPAL</b>	<b>75%</b>	<b>49%</b>	<b>67%</b>	<b>48%</b>	<b>47%</b>	<b>50%</b>	<b>33%</b>	<b>0%</b>	<b>40%</b>
<b>SOMEONE ELSE</b>	<b>0%</b>	<b>0%</b>	<b>0%</b>	<b>0%</b>	<b>2%</b>	<b>0%</b>	<b>0%</b>	<b>0%</b>	<b>0%</b>
<b>UNDECIDED</b>	<b>0%</b>	<b>6%</b>	<b>0%</b>	<b>0%</b>	<b>2%</b>	<b>0%</b>	<b>0%</b>	<b>0%</b>	<b>3%</b>
<b>WILL NOT VOTE</b>	<b>0%</b>	<b>0%</b>	<b>0%</b>	<b>0%</b>	<b>0%</b>	<b>0%</b>	<b>0%</b>	<b>0%</b>	<b>0%</b>



**Mr Mussa K. Dankwah, MSc. FCCA DipIFR, MCISI, AIRM, APMP  
Executive Director, Pollster & Strategist**

**Contact: +233 541 222 634**

**Emails: [m.dankwah@globalinfoanalytics.com](mailto:m.dankwah@globalinfoanalytics.com)**

**<http://globalinfoanalytics.com>**

**LinkedIn: <https://www.linkedin.com/in/mussa-dankwah-72797048/>**

**Senior Analysts**

**Dr Eugene Kumi-Arhin: 020 904 9875**

**Eugene Boakyi: 054 975 2016**